

**Lucento SLIM**  
composite stone panel

**ROCKLITE**  
SMART FINISHES

**Lucento NX**  
translucent panels

**Sapphire**  
GLASS LAMINATE

**Lucento**  
translucent stone panels

**Aspire**  
Exotic Panels

Mobile App Search : europratik



Follow us on



info@europratik.com  
www.europratik.com

Euro Pratik products add natural beauty to your interiors. Colour variance, slubs, weave irregularities and shading that appear in these panels are to enhance natural beauty and are not imperfections. Utmost care has been taken to give accurate description & technical specification. Errors and omission, if any please excuse. Technical specifications of products are subject to change without prior intimation. Use the same batch material to avoid colour variation. Euro Pratik warrants that all products are free from manufacturing defects and perfectly fit for use in normal conditions. No guarantee/warranty of the product after installations. Dimension tolerance +/- 5-10%.



In recent time fake products have created a serious problem across country. Always buy Original EURO PRATIK products, before buying, please check EURO PRATIK sticker & ensure whether you have bought Original EURO PRATIK products.

Incase if you have any doubt, please email us on [Info@europratik.com](mailto:Info@europratik.com)

Recommended Euro Pratik Special Purpose Adhesive



1kg

5kg

Note: There can be colour variation in material from different batches. It is advisable to use same batch material to avoid colour variation. Actual colours of Sapphire Sleek may slightly vary from the samples pasted in this brochure. There is no guarantee or warranty for any bubbles, cracks, delamination or any issues after installation of the product.

*Glamorous*  
TRENDS

Reflect the best of surface trends in your space with our glass laminates.



# ABOUT US



PURE  
ACRYLIC



WATER  
RESISTANCE



LIGHT  
WEIGHT



ECO  
FRIENDLY



HIGH GLOSS  
FINISH

ANTI  
SCRATCH **6H**

  
**SapphireSleek**  
GLASS LAMINATE

Euro Pratik is an innovative designer and importer of products, with an objective of creating a world-class interior & exterior environment. At our core, we are design driven and we apply that creative thought process to both product development and internal operations.

With credible experience, expertise & understanding of the interior décor industry we have been able to achieve great heights by sourcing importing materials from Canada, Germany, Italy, Malaysia, Korea, Thailand, Indonesia, Vietnam, Burma, Netherlands and USA , thereby bringing desirable global interior décor solution closer to the Indian market at a competitive cost.

**Note:** There can be colour variation in material from different batches. It is advisable to use same batch material to avoid colour variation. Actual colours of Sapphire Sleek may slightly vary from the samples pasted in this brochure.

# Characterish


vibrant elegance

# SOLIDS




A reflection of style and class, this Solid series is all about it.


LUXEBOND is the recommended Adhesive to use with these laminates.



15001 | SOLIDS








15002 | SOLIDS




15003 | SOLIDS



15004 | SOLIDS

-  PURE ACRYLIC
-  WATER RESISTANCE
-  LIGHT WEIGHT
-  ECO FRIENDLY
-  HIGH GLOSS FINISH

# SOLIDS



15005 | SOLIDS



15006 | SOLIDS



15008 | SOLIDS

Experience  
superior and  
solid luxury

Elegant

LUXEBOND is the  
recommended  
Adhesive to use with  
these laminates.



15007 | SOLIDS



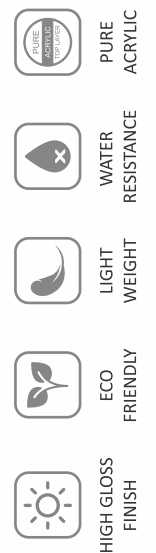
15009 | SOLIDS



15010 | SOLIDS




15011 | SOLIDS




# METALLIC & SPARKLE


Regally  
grand  
surface  
impressions




15104 | METALLIC & SPARKLE



15102 | METALLIC & SPARKLE



15117 | METALLIC & SPARKLE



15111 | METALLIC & SPARKLE



15108 | METALLIC & SPARKLE



15106 | METALLIC & SPARKLE



15105 | METALLIC & SPARKLE




Special in their own way, these laminates are the perfect addition to every ambiance.



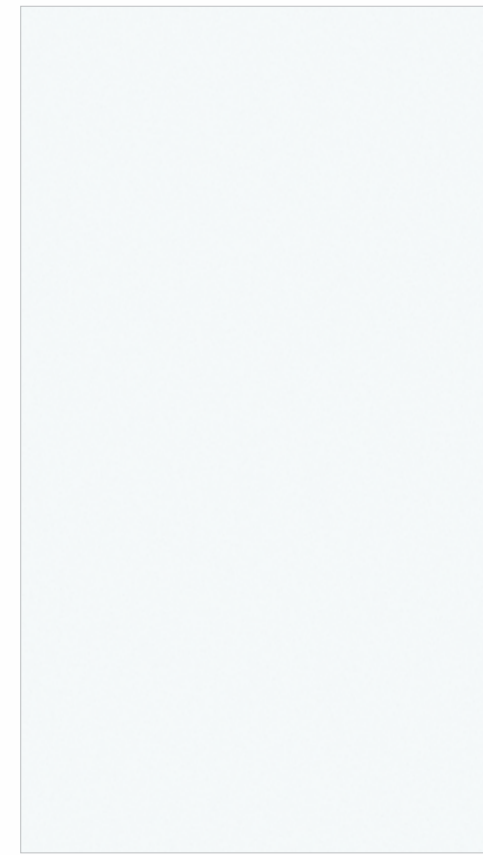
15116 | METALLIC & SPARKLE




15113 | METALLIC & SPARKLE




# METALLIC & SPARKLE



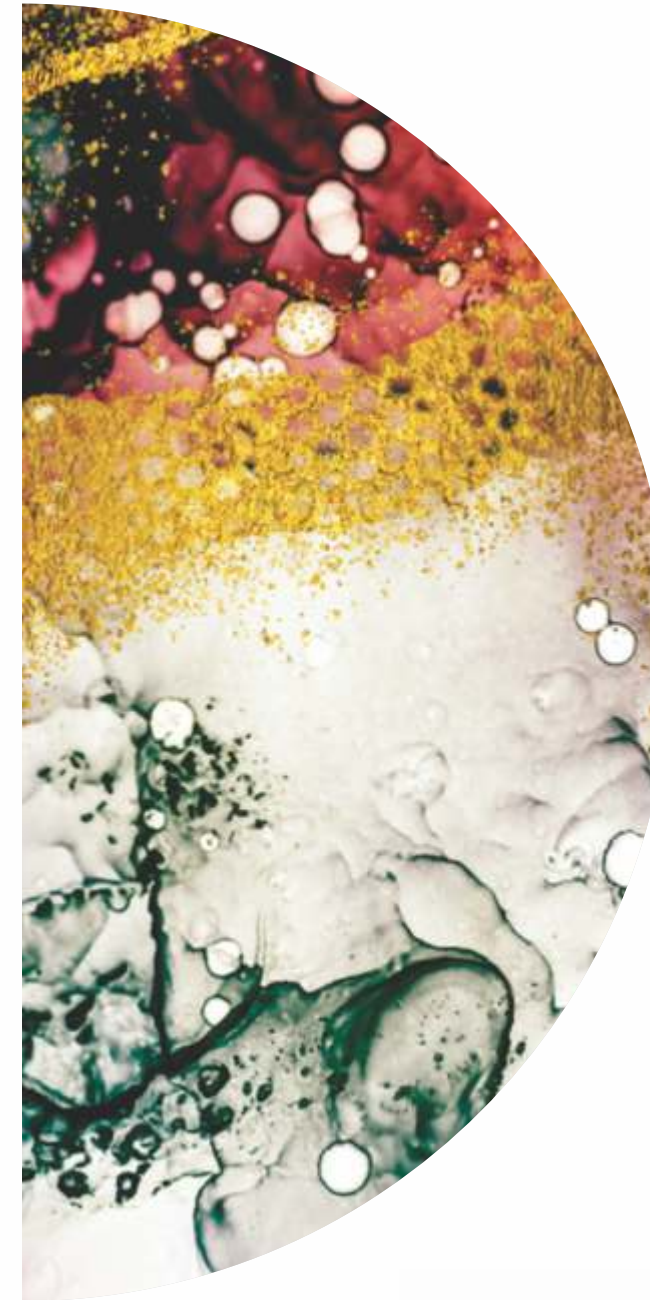
15101 | METALLIC & SPARKLE




15112 | METALLIC & SPARKLE



15107 | METALLIC & SPARKLE



15110 | METALLIC & SPARKLE



15115 | METALLIC & SPARKLE

Shine  
bright and  
bold



15114 | METALLIC & SPARKLE




15103 | METALLIC & SPARKLE







LUXEBOND is the recommended Adhesive to use with these laminates.



15118 | METALLIC & SPARKLE



15109 | METALLIC & SPARKLE

-  PURE ACRYLIC
-  WATER RESISTANCE
-  LIGHT WEIGHT
-  ECO FRIENDLY
-  HIGH GLOSS FINISH


# MARBLE & RUSTIC



Crafted for  
excellent  
vibes




15010 | SOLIDS




15201 | MARBLE & RUSTIC

Classy

We bring the best  
out of décors with  
the help of our glass  
laminates.



15205 | MARBLE & RUSTIC

-  PURE ACRYLIC
-  WATER RESISTANCE
-  LIGHT WEIGHT
-  ECO FRIENDLY
-  HIGH GLOSS FINISH

# MARBLE & RUSTIC



15206 | MARBLE & RUSTIC



15202 | MARBLE & RUSTIC

Create  
radiant and  
fabulous  
décors

Take your space several notches above with our  
unbelievable and sleek glass laminates.

# Timeless



15004 | SOLIDS

Relax amidst  
stylish  
eminence



15207 | MARBLE & RUSTIC





# MARBLE & RUSTIC

Glamour




15209 | MARBLE & RUSTIC



15208 | MARBLE & RUSTIC

Graceful

Spectacles  
of refined  
brilliance



15301 | SOLIDS




# MARBLE & RUSTIC

# Urbanity

Natural designs now come with impressive modern features.



15210 | MARBLE & RUSTIC




15204 | MARBLE & RUSTIC



15203 | MARBLE & RUSTIC

## Dominate the worldwide aesthetics




Make way for glorious and rustic elegance of these marble inspired surfaces.


# 6H ANTI SCRATCH



15360 | SPARKLE METALLIC



15301 | SOLIDS




15351 | SPARKLE METALLIC



15304 | SOLIDS



15305 | SOLIDS



15356 | SPARKLE METALLIC



15306 | SOLIDS



15352 | SPARKLE METALLIC



15302 | SOLIDS



LUXEBOND is the recommended Adhesive to use with these laminates.



15358 | SPARKLE METALLIC



15355 | SPARKLE METALLIC

## Dimensions

Size: 2440mm x 1220mm, Thickness: 1 mm (+/-10%)

[LINK FOR INSTALLATION VIDEO](https://europratik.com/blogdetail/installationvideo)  
<https://europratik.com/blogdetail/installationvideo>

## GENERAL USE & CARE GUIDE

Sapphire Sleek laminates are easy to maintain. With proper application and appropriate care, our laminates will last through the years.

- Cleaning should be done with water and a clean, non-abrasive cloth.
- To remove more stubborn stains, use mild household glass cleansers like Colin.
- Gently wipe the surface with a non-abrasive cloth.
- Avoid the use of abrasive liquid cleansers, bleaching compounds or solution as these may damage the surface of the laminate.
- Do not place hot cookware directly on the laminate.
- Prolonged exposure to temperatures above 30° Celsius may cause damage to the laminate surface.
- Glossy surfaces are recommended only for vertical application.
- Do not use thinner on the surface of the Sapphire Sleek laminates.
- Recommended to store the laminates at temperature below 30° Celsius.

## INSTALLATION TIPS

- Stir the LUXEBOND adhesive before using it, and do not mix water in adhesive.
- Clean the dust particles from the surface of the base substrate (Plywood, MDF, Particle Board) by cloth, soft brush, sponge or sandpaper.
- Spread the adhesive uniformly by brush, roller or adhesive spreader on both Sapphire Sleek laminate and base substrate (Plywood, MDF, Particle Board).
- Leave at least 2mm of groove between two pieces of Sapphire Sleek laminate, so that at the time of pressing it will be easy to remove air from between the Sapphire Sleek laminate and base substrate (Plywood, MDF, Particle Board).
- Use soft pinch roller or normal pressing technique at the time of pressing Sapphire Sleek laminate on the base substrate (Plywood, MDF, Particle Board).
- The pressing should be done from the middle of the panel and move towards to the sideline and corners of the panel.
- Make sure to give sufficient amount of pressing to Sapphire Sleek Laminate for almost 12 to 15 hours to achieve full bonding strength.

## IMPORTANT INFORMATION

**To avoid Air Bubble/Crack problems make sure to avoid the following:**

- Bonding of Acrylic laminate under high humidity environment.
- Using of incorrect adhesive type may also lead to air bubble after the installation. We recommend using LUXEBOND adhesive.
- Due to uncertain weather conditions, base substrate (Plywood, MDF, Particle Board) may absorb moisture. After few days of installation, base substrate gradually loses moisture resulting in air bubble formation between acrylic laminate and substrate.
- Using uneven surface substrate (Plywood, MDF, Particle Board) may lead to air vacuum and air bubble may appear after the installation.
- When big sizes of acrylic laminate is used for paneling, it may lead to air bubble formation after installation.
- Lack of bonding/pressing time during the installation of acrylic laminate may lead to air bubbles.
- Sapphire Sleek sheets should be kept evenly straight. If the sheets are in roll form, it should be kept straight for minimum 48 hours and then you can press and laminate the surface for better results.

**To avoid yellow patches and colour fade problem & reason behind yellowing/colour fade problem are as follows:**

- When laminate is exposed to direct sunlight, it may cause discoloring, fading and yellowing of the laminate.
- Use of inferior quality of Dipped plywood/Dipped lipping Patti can react with adhesive which may cause yellow patches after the installation.
- Using of synthetic rubber adhesive (SR/JatPat, Bostic, Heatex) may lead to brown/coloured patches on acrylic laminates. We recommend using LUXEBOND adhesive.
- Prolonged exposure to temperature above 30° Celsius.
- Placing hot cookware directly on the acrylic laminates may cause patches on the surface.

## LIMITED WARRANTY

Euro Pratik Products are reasonably free of defects and when properly handled and fabricated will comply, within reasonable deviations to applicable manufacturing specifications. Clients are advised to inspect products thoroughly prior to installation. Euro Pratik warranty will not cover defects and non-compliance from and or otherwise attributable to any other causes, including without limitation:

- Improper handling/transportation/storage of the products
- Improper installation of the products
- Improper and unintended usage of the products Lack of or improper maintenance of the products Exposure of the products to extreme temperatures Unauthorized alteration to the products
- Outdoor Applications
- **NO GUARANTEE AND NO EXCHANGE IN ANY CIRCUMSTANCES**
- **THERE CAN BE COLOUR VARIATION IN MATERIAL FROM DIFFERENT BATCHES. IT IS ADVISABLE TO USE SAME BATCH MATERIAL TO AVOID COLOUR VARIATION. ACTUAL COLOURS OF SAPPHIRE SLEEK MAY SLIGHTLY VARY FROM THE SAMPLES PASTED IN THIS BROCHURE.**

Recommended  
ADHESIVE for Pressing



DESIGN NO.	DESIGN NAME	PAGE NO.	DESIGN NO.	DESIGN NAME	PAGE NO.
15001	SOLIDS	3	15210	MARBLE & RUSTIC	16
15002	SOLIDS	3	15301	SOLIDS	15
15003	SOLIDS	3	15301	SOLIDS	18
15004	SOLIDS	3	15302	SOLIDS	18
15005	SOLIDS	4	15304	SOLIDS	19
15006	SOLIDS	4	15305	SOLIDS	19
15007	SOLIDS	5	15306	SOLIDS	18
15008	SOLIDS	4	15351	SPARKLE METTALIC	18
15008	SOLIDS	13	15352	SPARKLE METTALIC	18
15009	SOLIDS	5	15355	SPARKLE METTALIC	19
15010	SOLIDS	5	15356	SPARKLE METTALIC	19
15010	SOLIDS	10	15358	SPARKLE METTALIC	19
15011	SOLIDS	5	15360	SPARKLE METTALIC	18
15101	METALLIC & SPARKLE	8			
15102	METALLIC & SPARKLE	6			
15103	METALLIC & SPARKLE	8			
15104	METALLIC & SPARKLE	6			
15105	METALLIC & SPARKLE	7			
15106	METALLIC & SPARKLE	7			
15107	METALLIC & SPARKLE	8			
15108	METALLIC & SPARKLE	7			
15109	METALLIC & SPARKLE	9			
15110	METALLIC & SPARKLE	9			
15111	METALLIC & SPARKLE	6			
15112	METALLIC & SPARKLE	8			
15113	METALLIC & SPARKLE	7			
15114	METALLIC & SPARKLE	8			
15115	METALLIC & SPARKLE	9			
15116	METALLIC & SPARKLE	7			
15117	METALLIC & SPARKLE	6			
15118	METALLIC & SPARKLE	9			
15201	MARBLE & RUSTIC	11			
15202	MARBLE & RUSTIC	12			
15203	MARBLE & RUSTIC	16			
15204	MARBLE & RUSTIC	16			
15205	MARBLE & RUSTIC	11			
15206	MARBLE & RUSTIC	12			
15207	MARBLE & RUSTIC	13			
15208	MARBLE & RUSTIC	14			
15209	MARBLE & RUSTIC	14			

Sleek,  
Slender  
and Splendid

PURE ACRYLIC  
WATER RESISTANCE  
LIGHT WEIGHT  
ECO FRIENDLY  
HIGH GLOSS FINISH  
ANTI SCRATCH 6H  
SGS CERTIFIED