

Design Code	Design Name	Page
Introduction		
5 Reasons Why You Should Use Senzurastyles		1
What Makes Senzurastyles So Special		6
TEAK		8-19
F997	Teak Divine NEW	10
F887	Colonial Teak Crown	10
T856	Flaxen Wash	11
F853	Almond Teak	11
F641	Teak Veins Crown	11
F820	Burma Teak Crown GL	13
F777	Royal Teak	13
T864	Dusky Bars	13
F827	Tanned Veins	14
F779	Golden Teak	14
F848	Cappuccino Streaks	14
T862	Honey Streaks	17
T873	Teak Rails	17
T865	Caramel Bars	17
T861	Blonde Streaks	18
T851	Bronzed Stains	18
T875	Grainless Teak	18
FULL SHEET VIEW		20-73
SOPHISTICATED		74-95
F991	Exotic Wenge Crown NEW	76
F999	Ebony Crown NEW	76
F992	Smoked Santos NEW	77
F969	Pristine Oak	77
F970	Brewed Oak	77
F972	Choco Striped Wenge	79
F976	Electric Brace	79
F983	Smoked Walnut Crown	79
F980	Smoked Rose Crown	80
F988	Dusky Forest	80
F888	Chocolate Santos	81
F882	Coffee Walnut Crown	81
F824	Wenge Crown	83
F857	Roasted Ash Crown	83
F880	Roasted Oak	84
S061	Classic Walnut	84
F858	Burnt Walnut	85
F729	Brazilian Rose Wood	85
F836	Caffeine Oak	85

Design Code	Design Name	Page
F837	Louro Preto Crown	86
F668	Dusty Rails Crown	86
F844	Brown Ebony Crown	86
F838	Smoked Wenge Crown	88
F646	Dusky Wenge Crown	88
F692	Walnut Clatter Crown	89
F852	Flitch Wenge	89
F735	Dark Wenge	91
F830	Striped Wenge	91
F620	Wenge Thud	91
F631	Wenge Mane	92
F613	Walnut Tinkle	92
F741	Fumed Walnut	92
F661	Stonewashed Ebony	92
F731	Smoaky Oak	93
F745	Fumed Oak	93
F846	Neo Ebony	94
F602	Rose Contours	94
EARTHY		96-105
F968	Caramel Santos	98
F993	Santos Rosewood NEW	98
F998	Classic Rosewood NEW	98
F978	Vintage American Walnut	100
F981	Fumed Zebrano	100
F767	American Walnut Crown	101
F831	Neo Zebrano	101
F630	Oak Tree	103
F714	Brush Wood	103
F716	Sapeli Chime	104
F610	Blended Tan	104
F743	Royal Rust	105
F765	Streaked Bark	105
UNDERSTATED		106-115
FA01	Champpa Crown NEW	108
FA02	Ivory Crown NEW	108
FA03	Exotic Oak Crown NEW	109
FA05	Atlantic Ash NEW	109
FA06	Natural Cheshnut NEW	110
F971	Striped Ash	110
F977	Satin Maple Crown	110
F878	Pearly Oak	112
F869	Wavy Oak	112
F881	Creamy Oak	112
F886	Caramel Oak Crown	112

Design Code	Design Name	Page
F612	White Oak Thud Crown	113
F816	New White Oak Quarter	113
F663	Misty Hint	114
F658	Fabrica	114
F713	Smoky Trail	114
F691	Canadian Roll	114
F614	Soft Frail	115
F673	White Oak Swish	115
F710	Beech Trace	115
F626	White Beech Jingle	115
URBANE		116-121
F994	Classic Silver NEW	118
F870	Twilight Grey	118
F871	Midnight Grey	119
F874	Striped Grey	119
F877	Steel Grey Crown	119
F872	Vintage Grey	120
F875	Cheddar Grey Crown	120
F876	Parmesan Grey	120
BOHEMIAN		122-129
F879	Contoured Louro Preto	124
F973	Mocha Waves	124
F890	Rippled Birch	125
F900	Contoured Salmon Rosewood	125
F884	White Ebony Crème	126
F889	Salmon Rosewood Crown	126
F996	American Pearl Wood NEW	129
BOLD		130-133
FA04	Purple Haze NEW	132
F632	Twilight Call	132
F642	Grey Sound	132
MADE TO MEASURE		134-139
F993HZ	Santos Rosewood Horizontal NEW	136
F846HZ	Neo Ebony Horizontal	136
F884HZ	White Ebony Crème Horizontal	136
F890HZ	Rippled Birch Horizontal	139
F777HZ	Royal Teak Horizontal	139
T851HZ	Bronzed Stains Horizontal	139
NEW ARRIVALS		140-142



INTRODUCTION

From the fragrant flowers of spring, the red apples of winter, the slight yellowing leaves of autumn to the cool landscape of winter, SenzuraStyles veneers draws inspiration from the myriad form of nature across the entire year. Choose from these topnotch collection of environment friendly yet eye catching collection of veneers that are backed by the quality assurance of CenturyVeneers.

MADE FROM GENUINE PLANTATION WOOD

★ MADE FROM ★
GENUINE PLANTATION WOOD ★
★ **ASLI HAI** ★

WHAT IS RECONSTITUTED VENEER?

- It is a product made from **Genuine Plantation** wood.
- The wooden beams are of a single colour which is treated and systematically dyed to create the grain patterns and color of their wooden counterparts which we see in the final product.
- Our range of Reconstituted Veneer is known as

senzurastyles



WHERE CAN RECONSTITUTED VENEER BE APPLIED?

Bed Room



Living Room



Dining Room



Doors



Office



Reception & Many More...







*Should avoid areas where water is present on a regular basis i.e. bathroom cabinets etc.

PRESENTING



Silver Nano Technology reduces bacterial growth in veneers by more than 99.9%

SALIENT FEATURES OF SILVER NANO TECHNOLOGY:

-  **LONG LASTING:**
Non toxic & absolutely safe
-  **THERMO STABLE:**
Stays steady at higher temperature
-  **SAFE:**
Anti microbial performance in our veneer lasts longer
-  **EFFECTIVENESS:**
Works against a broad range of microbes

WHAT'S NEW IN SENZURASTYLES 2019-20?

- Full Sheet View – Enjoy the breath taking beauty of our amazing designs with our expressive new feature - the Full Sheet View. The Full Sheet View allows you to get a live picture of what the veneer will look like in full view. So come, take a look inside.
- 14 New Veneers – To add to our exquisite collection & offer you some more captivating choices for decorating your interiors, we present to you 14 new veneers that will simply take your breath away with their sublime beauty & charisma.

AN OVERVIEW OF THIS YEAR'S SENZURASTYLES

- 17 teak designs are grouped together in the Teak section
- 37 Dark veneers portrayed as Sophisticated
- 13 Medium veneers showcased in Earthy section
- 21 Light veneers represented as Understated
- 8 grey veneers classified as Urbane
- 7 veneers with unique and intricate patterns under Bohemian
- 3 Dyed veneers shown here under Bold
- 6 Veneers in horizontal pattern displayed in Made To Measure. All the designs shown in the entire catalogue can be made into Horizontal Pattern.

senzura**styles** INTRODUCES

India's first digitally smart veneer catalogue

Can't decide whether the veneers you like will look good in your interiors? Simply whip out your smartphone and let our **CENTURYPLY STUDIO** app help you experience the magic seeing more options. All the visuals earmarked with the **CENTURYPLY STUDIO** star mark have been designed to showcase more than just the veneers featured on it. Scan the star mark after downloading the app and see the image come to life depicting other designs.

How to use the **CENTURYPLY STUDIO** app

- Step 1 Download the App from Google Playstore or Apple App Store.
- Step 2 Open the **CENTURYPLY STUDIO** app.
- Step 3 Select **SenzuraStyles Veneers**. (This step is required to be done by iOS users only i.e. iPhone/iPad users).
- Step 4 Focus on the visual that has the '**CENTURYPLY STUDIO**' star mark wherever you spot it within our **SenzuraStyles Catalogue**.
- Step 5 Press the scan button to start scanning the image.
- Step 6 Hold 5 seconds and watch the image come alive.



5 REASONS WHY YOU SHOULD USE SENZURASTYLES

1. STATE-OF-THE-ART MANUFACTURING PROCESS

Optimum Drying

The veneer drying process ensures the best quality, texture and clear visibility in design

Accurate Sorting

Precise and thorough sorting procedure ensures consistency of design in every veneer

Proper Splicing

Perfect joining of veneer flitches leads to no gaps or overlaps between the flitches

2. WIDE VARIETY

Designs

Excellent assortment of crowns, semi crowns and quarters

Range

Multiple shades available for selection as per need

Portfolio

Latest trends brought together from around the world

3. BEST QUALITY RAW MATERIAL

Face Veneer

Veneer beams are procured from renowned European suppliers

Ply Back

Assurance of the superb quality and long durability of CenturyPly

4. END PRODUCT



Identical Designs

Designs being replicable, the same veneer can be obtained in any quantity



Eco-Friendly

Made from fast-growing plantation timbers and therefore renewable natural wood sources, the product serves as an environment-friendly alternative to some of the more rare and expensive exotic wood species



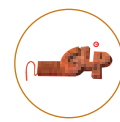
Easy Finishing

Unlike conifers or tropical timbers where different types of additional chemicals are required for finishing, SenzuraStyles is easier to finish with any conventional wood polish



Flexibility

The end-user has the benefit of choosing between gurjan and a hardwood-base plywood



Glue Line Protection (GLP)

The use of an adhesive ensures borer and termite resistance on area where its applied and penetrates

5. CERTIFICATIONS

Environmental



FSC (Forest Stewardship Council) Timber sources are sustainable



IGBC

(Indian Green Building Council) Member Products help you gain LEED (Leadership and energy and Environmental Design) credit points, which in turn give your construction a green rating

Product



IS 1328:1996

Decorative Product Test Certification



MR Grade (IS 303:1989)

Certification for ply being moisture resistant



BIS (Bureau of Indian Standards)

Finished product has an ISI certification mark

Process



IS 848:2006

Certification for the quality of adhesive/resin used



ISO 9001:2008 & ISO 14001:2004

Certification for quality of Manufacturing and supply



Certification for quality of Manufacturing and supply

WHAT MAKES SENZURASTYLES SO SPECIAL

1. UNIFORM DRYING

Sliced veneers that may carry high moisture content are subjected to a consistent low temperature drying process so that an optimum-controlled moisture level (10% - 12%) is maintained in the dried veneers



Advantages

- Low temperature dry prevents corrugation (i.e. waviness/ unevenness) in dried veneers
- Consistent drying maintains the surface quality of dried veneers, preventing them from splitting or tearing apart
- No fungus accumulation
- Increases the lustre of the veneer

2. PRECISE EDGE CUTTING & SORTING

Edge-cutting of dried veneers is done through machines equipped with the latest german technology. Comprehensive and exhaustive manual sorting is then undertaken on these veneers



Advantages

- A detailed and accurate sorting methodology leads to consistency of design and patterns
- Advanced cutting equipment ensures accurate edges of dried veneers which in turn leads to immaculate joining

3. SEAMLESS JOINING

Joining of sorted veneers is done by careful hand-splicing through adhesive and one-sided paper tape



Advantages

- A thorough hand splicing ensures there are no gaps or overlaps between the veneer flitches
- The manual process prevents the appearance of zig-zag marks on the surface of the veneer due to heat or chemical reaction of an automated process

4. IMPECCABLE ASSEMBLY

A special adhesive is applied to the ply back and the veneer is pasted on the same. The assembly is hot pressed to make an aesthetic decorative veneer of supreme quality



Advantage

- During assembly, the portion where adhesive is applied and penetrates becomes borer and termite resistant*

5. EXCELLENT FINISHING & INSPECTION

Assembled end-product is then carefully sanded, followed by a diligent quality inspection process

Advantages

- Pre-sanded material ensures a smooth surface such that the polishing can be suitably done on the veneer surface later
- Pre-sanded veneers significantly save time and make the final product less labour-intensive and more cost effective
- A meticulous quality inspection process ensures a superlative final product



TEAK DIVINE F997



TEAK SERIES

AUTUMN

The warm orange golden hues of autumn are the inspiration behind these dynamic veneers that add glow and a touch of natural warmth to any interior.

NEW


TEAK DIVINE F997

COLONIAL TEAK CROWN F887

FLAXEN WASH T856

ALMOND TEAK F853

TEAK VEINS CROWN F641




BURMA TEAK CROWN GL F820



BURMA TEAK CROWN GL F820



ROYAL TEAK F777



DUSKY BARS T864



TANNED VEINS F827



GOLDEN TEAK F779



CAPPUCCINO STREAKS F848



CAPPUCCINO STREAKS F848





HONEY STREAKS T862



HONEY STREAKS T862



TEAK RAILS T873




CARAMEL BARS T865



BLONDE STREAKS T861



BRONZED STAINS T851



GRAINLESS TEAK T875




GRAINLESS TEAK T875

TEAK DIVINE F997 | Page 10

COLONIAL TEAK CROWN F887 | Page 10

FULL SHEET VIEW

Taking cue from the warm, vibrant hues and textures of wood, SenzuraStyles brings you the full sheet view for a vivid understanding of the delicate patterns of veneers.



For actual impression please refer to the swatch.

FLAXEN WASH T856 | Page 11




ALMOND TEAK F853 | Page 11



For actual impression please refer to the swatch.

TEAK VEINS CROWN F641 | Page 11




For actual impression please refer to the swatch.

BURMA TEAK CROWN GL F820 | Page 13



ROYAL TEAK **F777** | Page 13



DUSKY BARS **T864** | Page 13



For actual impression please refer to the swatch.

TANNED VEINS **F827** | Page 14



For actual impression please refer to the swatch.

CAPPUCCINO STREAKS **F848** | Page 14



GOLDEN TEAK F779 | Page 14




HONEY STREAKS T862 | Page 17



For actual impression please refer to the swatch.

TEAK RAILS T873 | Page 17




For actual impression please refer to the swatch.


CARAMEL BARS T865 | Page 17



BLONDE STREAKS **T861** | Page 18



BRONZED STAINS **T851** | Page 18



For actual impression please refer to the swatch.

GRAINLESS TEAK **T875** | Page 18



For actual impression please refer to the swatch.

EXOTIC WENGE CROWN **F991** | Page 76



EBONY CROWN F999 | Page 76



SMOKED SANTOS F992 | Page 77



For actual impression please refer to the swatch.

PRISTINE OAK F969 | Page 77



For actual impression please refer to the swatch.

BREWED OAK F970 | Page 77



CHOCO STRIPED WENGE F972 | Page 79



ELECTRIC BRACE F976 | Page 79



For actual impression please refer to the swatch.

SMOKED WALNUT CROWN F983 | Page 79




For actual impression please refer to the swatch.


SMOKED ROSE CROWN F980 | Page 80



DUSKY FOREST F988 | Page 80



CHOCOLATE SANTOS F888 | Page 81




For actual impression please refer to the swatch.

COFFEE WALNUT CROWN F882 | Page 81



For actual impression please refer to the swatch.

WENGE CROWN F824 | Page 83



ROASTED ASH CROWN **F857** | Page 83



ROASTED OAK **F880** | Page 84



For actual impression please refer to the swatch.

CLASSIC WALNUT **S061** | Page 84



For actual impression please refer to the swatch.

BURNT WALNUT **F858** | Page 85



BRAZILIAN ROSE WOOD **F729** | Page 85



CAFFEINE OAK **F836** | Page 85



For actual impression please refer to the swatch.

LOURO PRETO CROWN **F837** | Page 86



For actual impression please refer to the swatch.

DUSTY RAILS CROWN **F668** | Page 86



BROWN EBONY CROWN F844 | Page 86




SMOKED WENGE CROWN F838 | Page 88




For actual impression please refer to the swatch.

DUSKY WENGE CROWN F646 | Page 88



For actual impression please refer to the swatch.


WALNUT CLATTER CROWN F692 | Page 89



FLITCH WENGE **F852** | Page 89



DARK WENGE **F735** | Page 91



For actual impression please refer to the swatch.

STRIPED WENGE **F830** | Page 91



For actual impression please refer to the swatch.

WENGE THUD **F620** | Page 91



WENGE MANE **F631** | Page 92



WALNUT TINKLE **F613** | Page 92



For actual impression please refer to the swatch.

FUMED WALNUT **F741** | Page 92



For actual impression please refer to the swatch.

STONEWASHED EBONY **F661** | Page 92



SMOAKY OAK F731 | Page 93



FUMED OAK F745 | Page 93



For actual impression please refer to the swatch.

NEO EBONY F846 | Page 94



For actual impression please refer to the swatch.

ROSE CONTOURS F602 | Page 94



CLASSIC ROSEWOOD **F998** | Page 98



CARAMEL SANTOS **F968** | Page 98



For actual impression please refer to the swatch.

VINTAGE AMERICAN WALNUT **F978** | Page 100



For actual impression please refer to the swatch.

FUMED ZEBRANO **F981** | Page 100



AMERICAN WALNUT CROWN F767 | Page 101




NEO ZEBRANO F831 | Page 101



For actual impression please refer to the swatch.

OAK TREE F630 | Page 103




For actual impression please refer to the swatch.


BRUSH WOOD F714 | Page 103



SAPELI CHIME **F716** | Page 104



BLENDED TAN **F610** | Page 104



For actual impression please refer to the swatch.

ROYAL RUST **F743** | Page 105




For actual impression please refer to the swatch.

STREAKED BARK **F765** | Page 105



CHAMPPA CROWN FA01 | Page 108




IVORY CROWN FA02 | Page 108



For actual impression please refer to the swatch.

EXOTIC OAK CROWN FA03 | Page 109



For actual impression please refer to the swatch.

ATLANTIC ASH FA05 | Page 109



NATURAL CHESHNUT **FA06** | Page 110



STRIPED ASH **F971** | Page 110



For actual impression please refer to the swatch.

SATIN MAPLE CROWN **F977** | Page 110



For actual impression please refer to the swatch.

PEARLY OAK **F878** | Page 112



WAVY OAK F869 | Page 112



CREAMY OAK F881 | Page 112



For actual impression please refer to the swatch.

CARAMEL OAK CROWN F886 | Page 112



For actual impression please refer to the swatch.

WHITE OAK THUD CROWN F612 | Page 113



NEW WHITE OAK QUARTER **F816** | Page 113



MISTY HINT **F663** | Page 114



For actual impression please refer to the swatch.

FABRICA **F658** | Page 114



For actual impression please refer to the swatch.

SMOKY TRAIL **F713** | Page 114



CANADIAN ROLL **F691** | Page 114



SOFT FRAIL **F614** | Page 115



For actual impression please refer to the swatch.

WHITE OAK SWISH **F673** | Page 115



For actual impression please refer to the swatch.

BEECH TRACE **F710** | Page 115



WHITE BEECH JINGLE **F626** | Page 115



CLASSIC SILVER **F994** | Page 118



For actual impression please refer to the swatch.

TWILIGHT GREY **F870** | Page 118



For actual impression please refer to the swatch.

MIDNIGHT GREY **F871** | Page 119



STRIPED GREY F874 | Page 119



STEEL GREY CROWN F877 | Page 119



For actual impression please refer to the swatch.

VINTAGE GREY F872 | Page 120



For actual impression please refer to the swatch.

CHEDDAR GREY CROWN F875 | Page 120



PARMESAN GREY **F876** | Page 120



CONTOURED LOURO PRETO **F879** | Page 124



For actual impression please refer to the swatch.

MOCHA WAVES **F973** | Page 124



For actual impression please refer to the swatch.

RIPPLED BIRCH **F890** | Page 125



CONTOURED SALMON ROSEWOOD F900 | Page 125



WHITE EBONY CRÈME F884 | Page 126



For actual impression please refer to the swatch.

SALMON ROSEWOOD CROWN F889 | Page 126



For actual impression please refer to the swatch.

AMERICAN PEARL WOOD F996 | Page 129



TWILIGHT CALL **F632** | Page 132



For actual impression please refer to the swatch.

PURPLE HAZE **FA04** | Page 132



For actual impression please refer to the swatch.

GREY SOUND **F642** | Page 132



SANTOS ROSEWOOD **F993** | Page 98





EXOTIC WENGE CROWN F991



SOPHISTICATED



WINTER

DARK SERIES

Let the glitter and pristine quality of ice reign! Subtle, yet un-missable, this range of veneers is for those who like the sophistication of high life.

NEW

EXOTIC WENGE CROWN F991



NEW

EBONY CROWN F999



NEW

SMOKED SANTOS F992



PRISTINE OAK F969



BREWED OAK F970





CHOCO STRIPED WENGE F972



CHOCO STRIPED WENGE F972



ELECTRIC BRACE F976



SMOKED WALNUT CROWN F983




SMOKED ROSE CROWN F980



DUSKY FOREST F988



CHOCOLATE SANTOS F888



COFFEE WALNUT CROWN F882



WENGE CROWN F824

ROASTED ASH CROWN F857



WENGE CROWN F824




ROASTED OAK F880




CLASSIC WALNUT S061



BURNT WALNUT F858



BRAZILIAN ROSE WOOD F729



CAFFEINE OAK F836



LOURO PRETO CROWN F837



DUSTY RAILS CROWN F668



BROWN EBONY CROWN F844



BROWN EBONY CROWN F844

SMOKED WENGE CROWN F838



DUSKY WENGE CROWN F646



WALNUT CLATTER CROWN F692




FLITCH WENGE F852



DARK WENGE F735



DARK WENGE F735




WENGE THUD F620




STRIPED WENGE F830



WENGE MANE F631



WALNUT TINKLE F613




SMOAKY OAK F731




FUMED OAK F745




FUMED WALNUT F741



STONEWASHED EBONY F661



NEO EBONY F846



ROSE CONTOURS F602



SANTOS ROSEWOOD F993



EARTHY

SPRING

MEDIUM SERIES

Veneers that bring spring into the house!
Earthy is a collection that adds brightness
and a tinge of spring to any décor.

CAMEL SANTOS F968



NEW

SANTOS ROSEWOOD F993



NEW

CLASSIC ROSEWOOD F998



CLASSIC ROSEWOOD F998



VINTAGE AMERICAN WALNUT F978




FUMED ZEBRANO F981



AMERICAN WALNUT CROWN F767



NEO ZEBRANO F831






OAK TREE F630




BRUSH WOOD F714



SAPELI CHIME F716



BLENDED TAN F610



ROYAL RUST F743



STREAKED BARK F765





CHAMPPA CROWN FA01



UNDERSTATED

M O N S O O N

L I G H T S E R I E S

Looking for the unassuming yet riveting?
Understated from SenzuraStyles is the
collection that brings into your space the
smell of the wet earth and the languid nature
of the monsoon to your space!

NEW

CHAMPPA CROWN FA01



NEW

IVORY CROWN FA02



NEW

EXOTIC OAK CROWN FA03



NEW

ATLANTIC ASH FA05



NEW

NATURAL CHESHNUT FA06



STRIPED ASH F971




SATIN MAPLE CROWN F977




NATURAL CHESHNUT FA06



PEARLY OAK F878



WAVY OAK F869




WHITE OAK THUD CROWN F612




NEW WHITE OAK QUARTER F816



CREAMY OAK F881



CARAMEL OAK CROWN F886




MISTY HINT F663



FABRICA F658



SOFT FRAIL F614




WHITE OAK SWISH F673



SMOKY TRAIL F713



CANADIAN ROLL F691



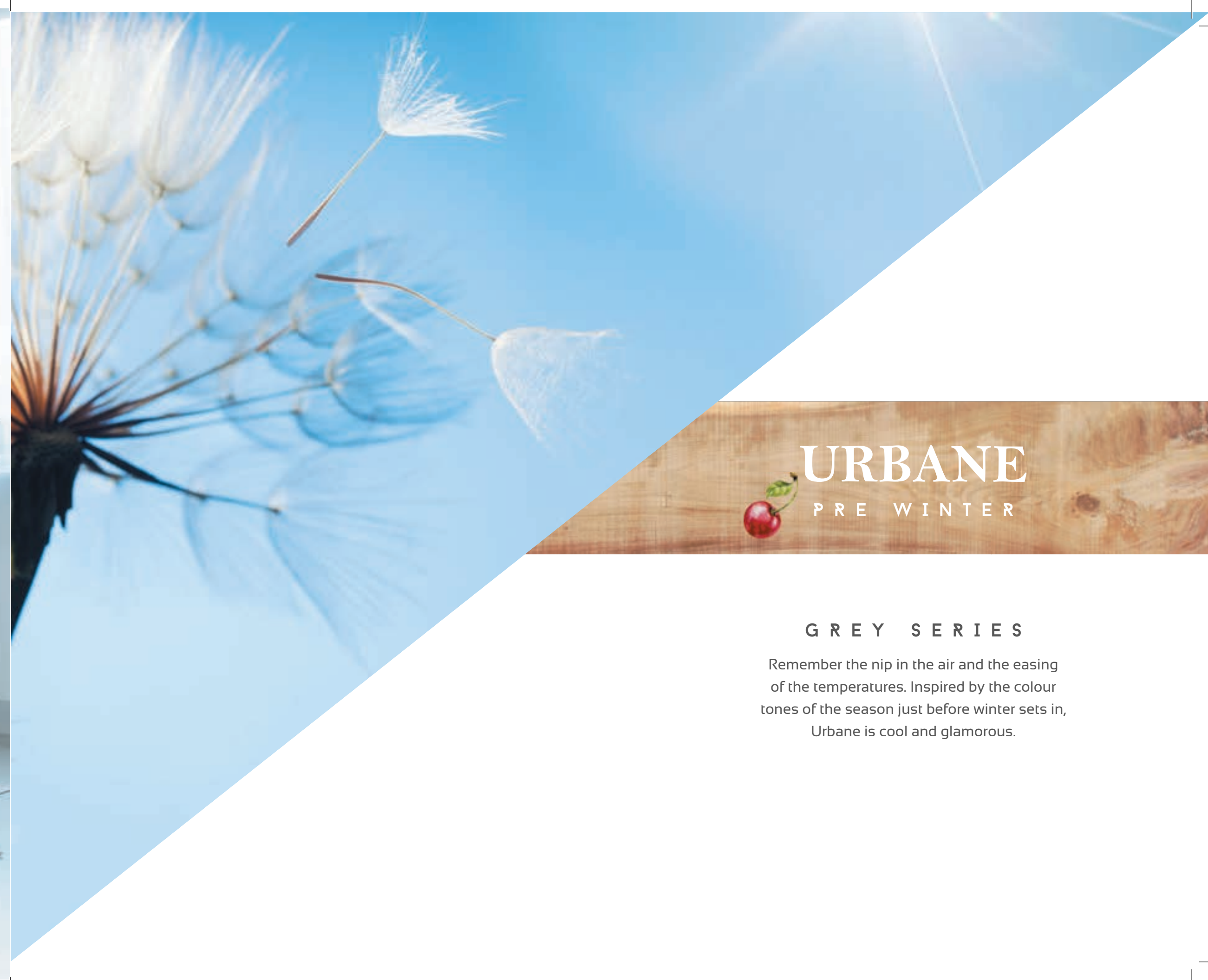
BEECH TRACE F710



WHITE BEECH JINGLE F626



CLASSIC SILVER F994



URBANE

PRE WINTER

GREY SERIES

Remember the nip in the air and the easing of the temperatures. Inspired by the colour tones of the season just before winter sets in, Urbane is cool and glamorous.

NEW

CLASSIC SILVER F994

TWILIGHT GREY F870

MIDNIGHT GREY F871

STRIPED GREY F874

STEEL GREY CROWN F877



VINTAGE GREY F872



CHEDDAR GREY CROWN F875



PARMESAN GREY F876



PARMESAN GREY F876



MOCHA WAVES F973



BOHEMIAN

TRANSITIONAL
WEATHER

UNIQUE PATTERN SERIES

The patterns made by the rains, the rivulets that
spring up, the clean fresh smell.
That's what inspired Bohemian.
For those, who look for something away from the
ordinary.

CONTOURED LOURO PRETO F879



MOCHA WAVES F973



RIPPLED BIRCH F890



CONTOURED SALMON ROSEWOOD F900



WHITE EBONY CRÈME F884



SALMON ROSEWOOD CROWN F889



SALMON ROSEWOOD CROWN F889



AMERICAN PEARL WOOD F996

NEW



AMERICAN PEARL WOOD F996





PURPLE HAZE FA04



BOLD SUMMER

DYED SERIES

The warmth on your back and the heady mood, summer is the time to head for a holiday. A break from the usual, the Bold Series takes a break from the mundane.

NEW

PURPLE HAZE FA04



TWILIGHT CALL F632




GREY SOUND F642



TWILIGHT CALL F632



BRONZED STAINS HORIZONTAL T851HZ



MADE TO MEASURE

H O R I Z O N T A L S E R I E S


Be what you want to be.

The made to measure series gives you the opportunity to choose patterns, textures, designs and use them to suit your taste.


NEW SANTOS ROSEWOOD HORIZONTAL F993HZ



NEO EBONY HORIZONTAL F846HZ



WHITE EBONY CRÈME HORIZONTAL F884HZ



NEO EBONY HORIZONTAL F846HZ

SANTOS ROSEWOOD HORIZONTAL F993HZ



RIPPLED BIRCH HORIZONTAL F890HZ



RIPPLED BIRCH HORIZONTAL F890HZ



ROYAL TEAK HORIZONTAL F777HZ



BRONZED STAINS HORIZONTAL T851HZ



COMMING SOON

COMMING SOON

COMMING SOON

COMMING SOON

COMMING SOON

COMMING SOON

COMMING SOON

COMMING SOON

COMMING SOON

COMMING SOON

OUR PRESENCE

EAST ZONE

KOLKATA BRANCH

Mr. Avishek Chakraborty
M/s Century Plyboards (India) Limited
First Floor, 6 Lyons Range
Kolkata-700001
Mob.: +91 90386 80286

BHUBANESWAR

Mr. Tapan Prasad Sahoo
M/s Century Plyboards (India) Limited
Plot No. 40 & 41, Bomikhaht,
Rasulgarh, NH - 5, Khordha,
(Near Narayani Motor Lines Infront of
Image), Bhubaneswar - 751 010 (Odisha)
Tel.: (0674) 2582502 & 3270189
Mob.: +91 94375 67868

RANCHI

Mr Nitesh Kumar Singh
M/s Century Plyboards (India) Limited
Mahadev Path, DAV School Road,
Near Kathalmore, Post - Lalghutwa,
Ranchi - 834005
Tel.: (0651) 3245541
Mob.: +91 96081 91881

GUWAHATI

Mr Jaydeb Paramanik
M/s Century Plyboards (India) Limited
House No - 24, Ground Floor,
Piyoli Phukan Road, Rehabari,
Guwahati - 781008
Tel.: (0361) 2737871 & 2736838
Mob.: +91 83488 88860

PATNA

Mr Nitesh Kumar Singh
M/s Century Plyboards (India) Limited
Ground Floor, Shivkunj Apartment,
Behind Chandhi Vyapar Bhawan,
Exhibition Road, Patna - 800001
Tel.: (0612) 3210071
Mob.: +91 96081 91881

RAIPUR

Mr Abhishek Kumar Singh
M/s Century Plyboards (India) Limited
Daldal Seoni Road, (In - front of
Diamond Tree, Behind Dolphin Plaza
Mova), Raipur, Chattisgarh - 492007
Tel.: (0771) 3260021
Mob.: +91 98930 09279

LUCKNOW

Mr Ravi Sahu
M/s Century Plyboards (India) Limited
E/1 - 139 Phase 2,
Opposite Parking No. 07,
Transport Nagar, Lucknow - 226012
Tel.: (0522) 3063501
Mob.: +91 91152 27799

NEPAL

Mr Saikat Choudhury
M/s Century Plyboards (India) Limited
Mob.: +977 98035 70403
Email: saikat.choudhury@centuryply.com

WEST ZONE

MUMBAI

Mr. Anirban Talukder
M/s Century Plyboards (India) Limited
1501 - 1506, Range Heights.
15th Floor, Link Road, Oshiwara,
Brahm Baug, Jogeshwari-West
Mumbai - 400102
Tel.: (022) 39403950
Mob.: +91 85869 75938

AHMEDABAD

Mr Hiren Chavda
M/s Century Plyboards (India) Limited
1006 - 1009, Sakar III, 10th Floor,
Near Income Tax Circle,
Ashram Road, Ahmedabad - 380014
Tel.: (079) 39403950
Mob.: +91 97698 87279

PUNE

Mr Nitin Nagpal
M/s Century Plyboards (India) Limited
Office No 402, Winners Court,
4th floor, above ZK's Restaurant,
Lulla Nagar Chowk, Pune - 411040
Tel.: (020) 26831140
Mob.: +91 84000 99585

NAGPUR

Mr Prateek Sonone
M/s Century Plyboards (India) Limited
C/o Dr. K. S. Yawalkar
2nd Floor, R/D 52 Bajaj Nagar
Above Vodafone Gallery
Nagpur - 440010
Tel.: (0712) 2450450
Mob.: +91 96300 90020

SURAT

Mr. Hiren Chavda
M/s Century Plyboards (India) Limited
305, Royal trade Center,
Third Floor, Opp. Star Bazar,
Adajan, Surat - 395009
Tel.: (0261) 2613433
Mob.: +91 97698 87279

INDORE

Mr Navneet Mangal
M/s Century Plyboards (India) Limited
Plot No. AA/11, "PAPALAL TOWER",
Scheme No. 54, Satya Sai Square,
A.B. Road, Indore - 452010 (M.P.)
Tel.: (0731) 3228122 & 3221621
Mob.: +91 75666 61395

NORTH ZONE

DELHI

Mr Harmeet Singh
M/s Century Plyboards (India) Limited
5/2, D B Gupta Road
Rajnigandha Building,
2nd Floor, Room No. 203,
Paharganj, New Delhi - 110055
Tel.: (011) 30122948 & 30122958
Mob.: +91 94161 75226

JAIPUR

Mr Manoj Goyal
M/s Century Plyboards (India) Limited
E-52, Road No. - 4,
Behind V.K.I. Area Police Station,
Vishwakarma Industrial Area,
Jaipur - 302013
Tel.: (0141) 3064500 & 3064512
Mob.: +91 98292 11099

LUDHIANA

Mr Sanket Singhee
M/s Century Plyboards (India) Limited
Shop No. - 58, 1st Floor,
New Grain Market, Gill Road,
Dana Mandi,
Ludhiana (Punjab) - 141003
Tel.: (0161) 5059825
Mob.: +91 84079 22990

UDAIPUR

Mr Manoj Goyal
M/s Century Plyboards (India) Limited
Shop No. 8, Shree Niketan, Parking Side,
380 Ashok Nagar, Udaipur - 313001
Tel.: (0294) 2410456
Mob.: +91 98292 11099

GHAZIABAD

Mr Manish Srivastava
M/s Century Plyboards (India) Limited
C 21, Meerut Road Industrial Area,
Near DPS School,
Ghaziabad - 201003 (U.P.)
Tel.: (0120) 4205605
Mob.: +91 98305 51716

HARYANA

Mr Pradeep Kumar Singh
M/s Century Plyboards (India) Limited
Mob.: +91 9915 151510
Email: pr.singh@centuryply.com

SOUTH ZONE

CHENNAI

Md. Atheeq T
M/s Century Plyboards (India) Limited
2/1, First Floor, Sattana Naciken Street,
Inside Nehru Timber Market,
Choolai, Chennai - 600112
Tel.: (044) 30544500
Mob.: +91 98844 82290

COIMBATORE

Mr M Subramaniam
M/s Century Plyboards (India) Limited
No: 169/1C, Goundaiyan Thottam,
Appanaicken Palayam, K - Vadamadurai
Post, Coimbatore - 641017
Tel.: +91 90258 44135 & +91 76018 05143
Mob.: +91 96552 45221

KOCHI

Mr Vinithkumar V
M/s Century Plyboards (India) Limited
24-B Alakalathil Building, Ground Floor,
Marottichuvada, Edappally PO,
Kochi - 682024
Tel.: (0484) 3126522
Mob.: +91 99470 45706

BANGALORE

Mr Prosen Das
M/s Century Plyboards (India) Limited
#92, 3rd Floor, HJS Chamber,
Next to Pride Hotel, Richmond Road,
Bangalore - 560025
Tel.: (080) 39403950
Mob.: +91 98744 66224

HUBLI

Mr Dileep Shetty
M/s Century Plyboards (India) Limited
Mob.: +91 96207 24242
Email: dileep.shetty@centuryply.com

HYDERABAD

Mr P Satish
M/s Century Plyboards (India) Limited
No. 405A, Minerva Commercial Complex
Near Paradise Junction, SD Road,
Secunderabad - 500003
Tel.: (040) 39403950
Mob.: +91 89788 91197