



ISO 9001, ISO 14001  
& ISO 45001  
CERTIFIED COMPANY

DESIGN  
portfolio



Architecture & DESIGN

# COL ORS & TEXT URES

for INNOVATIVE  
ARCHITECTURE





## INDIA'S MOST FAVOURITE LAMINATE

Advance decorative laminates, an ISO 9001, 14001 & 45001 certified company, situated in HAPUR, U.P., is a vibrant Company that provides consumers in India products of global standards and is committed to long-term sustainable growth and customer satisfaction. Company has earned trust and respect of every strata of society that comes in contact with.

The Company continuously focuses its efforts to better understand the changing lifestyles of India and anticipate consumer needs in order to provide customer delight through its product offerings. The culture of innovation & renovation within the Company & the Research and Development gives it a distinct advantage in these efforts. It helps the Company to create value that can be sustained over the long term by offering consumers a wide variety of high quality, products like 1mm laminate, 0.8mm laminate, PVC laminate, decorative door skin, digital laminate etc.

Passion to bring some unique and different decor panel has made this folder laminate encyclopedia for architects and interior designers. One of the best laminate designs presented beautifully inside with its application. Each page of folder has something, to stay on it and fall in love with its look and feel. Loved by millions, ADVANCE EMPORIO collection gives real value of your money and it's best companion of your imagination for interior decoration.

Happy Designing!





EMPORIO

# SCAN VIEW INSPIRE

and select the best decorative MICA .  
for your dream interior woodworking project.



# Get Advantages

Laminate shades have unique **QR CODE** for better view of laminate shades

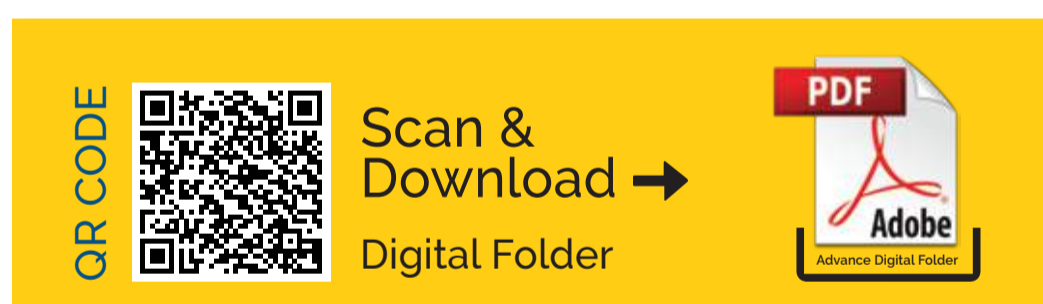
A passion to provide you the best designs drive us towards innovation. Now you can see ADVANCE laminate shades **8x4 full view** & inspiring application ideas before finalizing ADVANCE MICA for your woodworking project.

An **QR CODE** is given below the shades, just scan it and see the actual sheet view.


**A DIGITAL FOLDER OF ADVANCE EMPORIO IS AVAILABLE IN PDF FORMAT**



**A DIGITAL LAMINATE FOLDER OF ADVANCE IS ALSO AVAILABLE IN PDF FORMAT**



Ask to your dealer and download it in your mobile. The digital folder of **ADVANCE EMPORIO** has all the shades and **QR code** features as in printed folder. Just touch the shade you want to see and view a full view and application of your selected shades.



# WHAT IS NEW

# inside

ADVANCE Decorative Laminates is the name reckoned with international quality & superlative designs. Here creativity, technology and quality are blended together to bring out world class products.

**09 to 38**

Textures

---

**09 to 18**

Zero Finish  
Laminate

---

**71 to 72**

Glitter, Flicker  
& Copper

**33 to 38**

Syncro  
Laminate

---

**65 to 94**

Diamond  
Gloss

---

**97 to 116**

Suede Finish

Digital  
Folder  
PASTE



# ZERO **Finish**

TECHNOLOGY

World's only & most precise technology to ensure the natural, authentic, genuine natural veneer touch feel and look in laminates.

---

NOW FEEL THE AESTHETICS OF REAL WOOD VENEER  
IN **ADVANCE DECORATIVE LAMINATES**



# ADVANCE ZERO FINISH DECORATIVE LAMINATES

Perfect replication of wood veneer as it exists in nature. Aesthetic look perfectly matched with natural veneer. It is newly born ZERO finish laminates almost like real wood veneer.

## WHAT? is zero finish technology

The moment you buy a high class, high grade natural veneer and you polish it with one or two coat then you get a natural authentic veneer touch, look and feel. This is exactly created with ZERO finish technology in ADVANCE laminates. When we say zero finish that means It is zero to zero perfect matching of natural veneer colour, grain, matt and gloss level with laminates. You just can't figure it out that it is not real wood veneer.

## HOW it is different? from normal wood finishes

Normal wood finish laminates have either Suede finish, Matt finish or gloss finish. They look like wood veneer but they don't have the aesthetic look of real wood veneer. Anyone can easily point it out that it is laminate not veneer.

**Advance ZERO finish laminate is neither matt nor gloss finish laminate , it is authentic real wood veneer look and feel laminate that looks exactly the same as real wood veneer look.**

Normal wood finishes show reflection when light fall on it.

**ADVANCE ZERO finish laminates do not reflect light, it is zero light reflection as real wood veneers do.**

# GRANDE OAK



“It is newly born ZERO finish laminates almost like real wood veneer.”



5118 GA *New*



SONA CHESTNUTT LIGHT



5119 GA *New*



SONA CHESTNUTT DARK

6105 GA *New* ★

SANTANA OAK DARK



6106 GA *New* ★

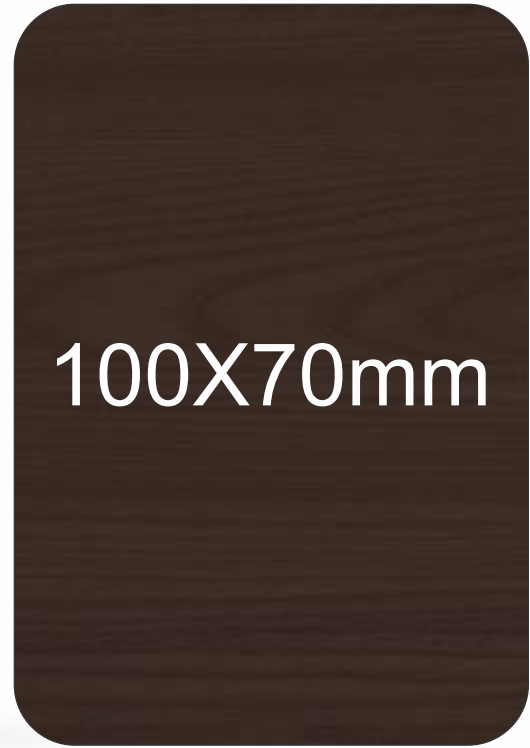
SANTANA OAK LIGHT



“Perfect replication of wood veneer as it exists in nature.”



WA-5091



Texture Sample



5091 WA *New*



ALABAMA WALNUT LIGHT



5092 WA *New*



ALABAMA WALNUT DARK

5088 WA *New* ADAMSON OAK LIGHT



5087 WA *New*

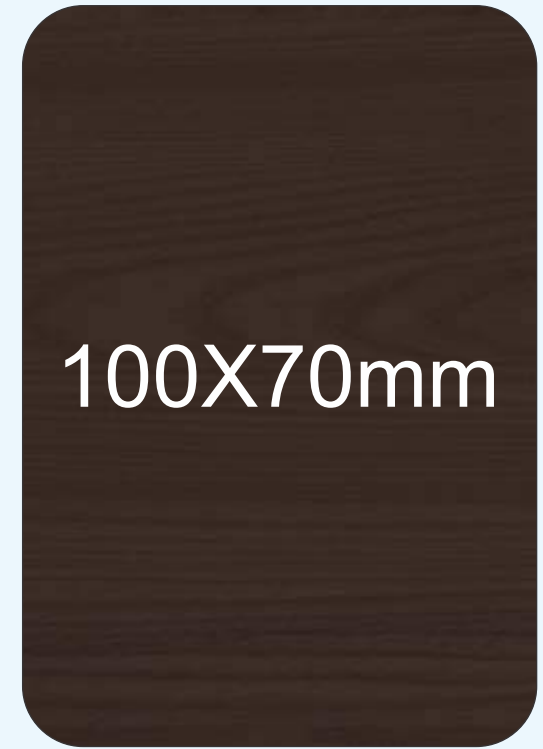


ADAMSON OAK DARK

# Jungle Wood



“Aesthetic look perfectly matched with natural veneer.”



Texture Sample



6101 JW *New* ★

KITAMI ELM DARK



6102 JW *New* ★



KITAMI ELM LIGHT



5094 JW *New*

NORTH AMERICAN LIGHT WALNUT



JW-6101



5093 JW *New*



NORTH AMERICAN BLACK WALNUT



5085 PO *New*

WEST POINT ELM DARK



5086 PO *New*

WEST POINT ELM LIGHT



# PINE OAK



“World’s only & most precise technology to ensure the natural, authentic, genuine natural veneer touch feel and look in laminates.”



Texture Sample





5087 PO *New*

ADAMSON OAK DARK



5088 PO *New*

ADAMSON OAK LIGHT



629 SS *New*



CHOCOLATE

## Smoked Stone



“Now feel the aesthetics of real stone in Advance Decorative Laminates.”



618 SS *New*



DARK GREY



SS-629



610 SS *New*



BLACK



5064 SS *New*



OFFWHITE METALLIC



Shade No: 5117

Shade No: 6104

Shade No: 6105

# THE NATURE SERIES

“DON'T STOP  
YOUR IMAGINATION  
BRING NATURE TO YOUR  
INTERIOR DECORATION”



# WILD OAK

PRIME



Texture Sample



WO-5120

5120 WO *New*

FAGGIO DELICATO



5089 WO *New*

DARK PAPENBURG BUCHE



5090 WO *New*

LIGHT PAPENBURG BUCHE





Texture Sample

VZ-5117



5116 VZ *New*



PERRY DARK



5117 VZ *New*



PERRY LIGHT



5113 VZ *New*

RED GATE DARK



5112 VZ *New*

RED GATE LIGHT





5081 CS *New*



SIERRA MARBLE



5099 CS *New*



RUST METALLIC STONE



Texture Sample



5110 CS *New*



COPPER METALLIC



5098 CS *New*



METALLIC BROWN

6101 UL *New* ★

KITAMI ELM DARK



6102 UL *New* ★

KITAMI ELM LIGHT



5120 UL *New*

FAGGIO DELICATO



6100 UL *New* ★

KITAMI ELM



UL-6102

UL-6101



5081 **UL** *New*



SIERRA MARBLE



5079 **UL** *New*



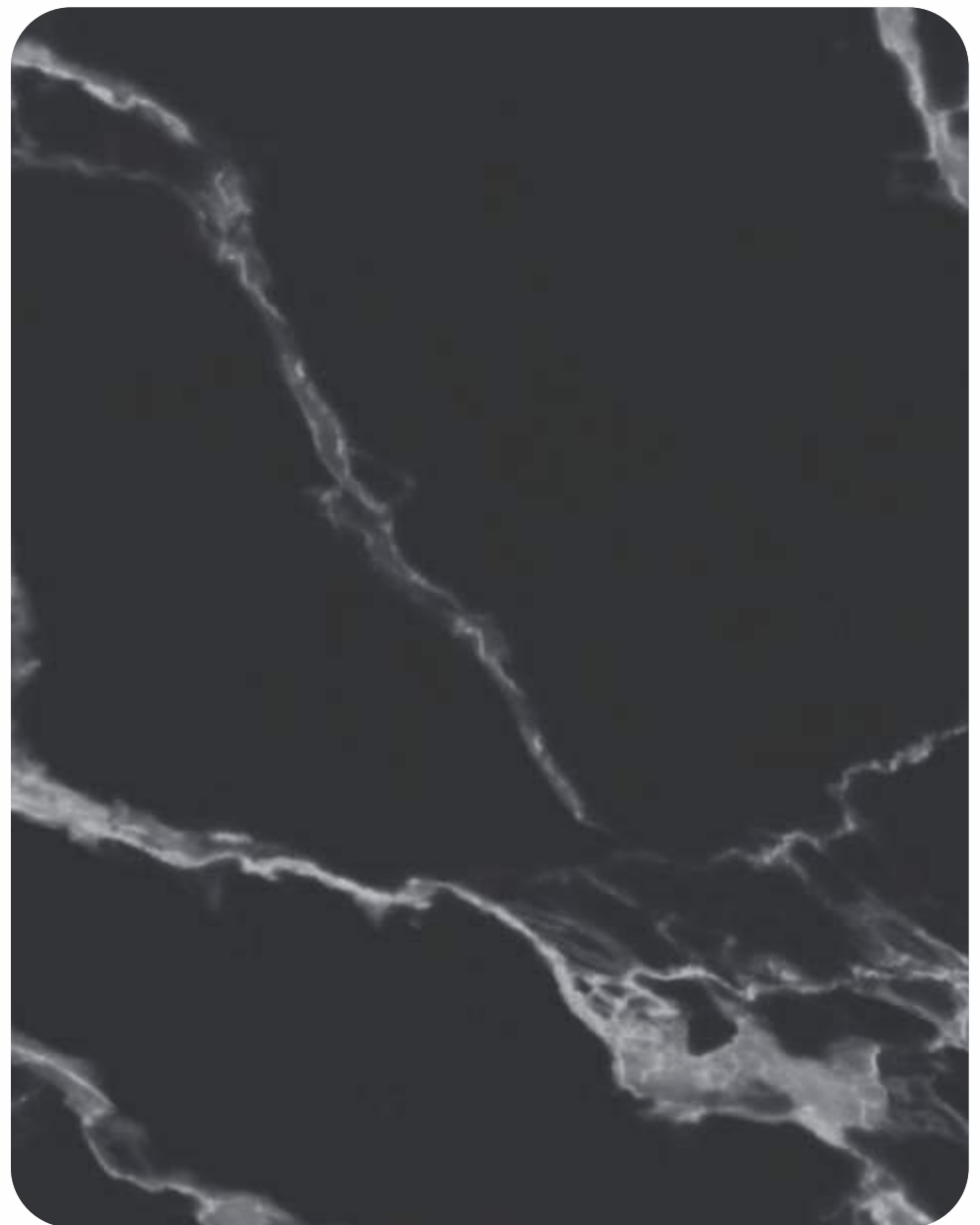
BROWN CONCRETE



5016 **UL** *New*



LIMESTONE



5097 **UL** *New*



BLACK MUSE STONE

UL-5016




# URBAN SOLID PRIME



649 DG *New*



CHERRY



638 DG



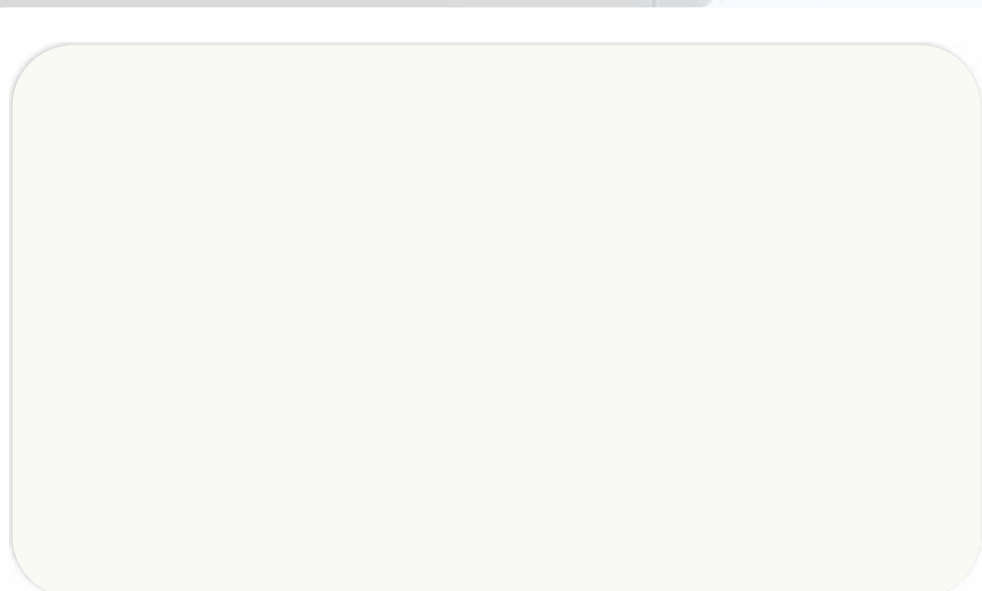
FROSTY WHITE



647 DG *New*



CAYONA



635 DG



OFF WHITE



648 DG *New*



BLUE FOCCASIA








650 DG *New*



PISTACHIO

"Scan the QR CODE using any app and see full view of design and its multiple applications."





# SYNCRO GRANDE

SC1-5040



5040 SC1



GREY ANTIQUE WOOD



5054 SC1



LIGHT ANTIQUE WOOD



5041 SC1



BROWN ANTIQUE WOOD

## What's Synchronized Laminates ?

Nature is the best creature of GOD and synchronized laminate is one of the best decorative created by man. If you love the embossed wood grain surface then synchronized laminate is the best option. Synchronized laminates, which grain and textures are truly matched with natural wood textures. It is made with laminate plate which design is sync with real wood grains.

### WHAT IS DISTINCTIVELY UNIQUE ABOUT OUR SYNCHRONIZED LAMINATE

is that you can actually feel the exact texture of the natural wood grain. This actually creates an additional unique character to each & every product design.

# SYNCRO ROYALE



SC2-5057

SC2-5055

## THE NATURE



5057 SC2

TOKYO ASH



5056 SC2



TAN TOKYO ASH



5055 SC2



LIGHT TOKYO ASH

# SYNCRO EUROPA

SC3-5096



5096 SC3 *New*



COREA WALNUT



5095 SC3 *New*



KERNEL WALNUT



5027 SC3



AHIGAL WALNUT





5081 ST



SIERRA MARBLE




Texture Sample



5079 ST



BROWN CONCRETE



5016 ST



LIMESTONE





Texture Sample



TX-5074



5075 TX



LUXE FABRIC BROWN



5074 TX



LUXE FABRIC BEIGE



5076 TX




WOOLEN JUTE



5077 TX




HOSIERY JUTE



5032 CC



DECO WALNUT




638 CC



FROSTY WHITE



CC-5044



5044 CC



NUSSBAUMER WALNUT



5046 CC




FERRO WOOD



5032 UD




DECO WALNUT



5027 UD




AHIGAL WALNUT



5030 UD




MOLDU ACASIA



638 UD




FROSTY WHITE



607 GY




BLACK CURRENT



617 GY




BEIGE



632 GY



MAROON



636 GY




SALMON



630 GY



SATIN BLUE



638 GY



FROSTY WHITE



5032 PB



DECO WALNUT



5030 PB




MOLDU ACASIA



638 PB



FROSTY WHITE



5034 PB




SAPWOOD WALNUT



5073 PB



RAYMOND FABRIC BLUE



5072 PB



RAYMOND FABRIC GREY

# NATURAL WOOD

NW-5052



Texture Sample

NW-5053






5052 NW



LIGHT VARMOUNT CHERRY




5053 NW



DARK BARK WOOD


# Dry Veneers



5037 DV



EXOTIC VEENER



5058 DV



METALLIC WALNUT





5049 DV



LIGHT DINARA APPLE




5015 DV



TROPICAL CUT



# Dry Veneers



5048 DV



DINARA APPLE



5009 DV



SHINO ASH





DV-5006



5006 DV

BARRET WOOD



5005 DV

CABANA



# DRY VENEERS HORIZONTAL




5053 DVHZ

DARK BARK WOOD



5008 DVHZ

DARK PASHMINA WOOD



5046 DVHZ

FERROWOOD





# RAINBOW OAK



OK-5027

OK-5057




Texture Sample



5027 OK

AHIGAL WALNUT



5057 OK

TOKYO ASH



5046 OK

FERRO WOOD



5058 OK

METALLIC WALNUT



5055 OK

LIGHT TOKYO ASH




5117 OK

PERRY LIGHT




"Scan the QR CODE using any app and see full view of design and its multiple applications."



5032 OK

DECO WALNUT






CL-5052



5052 CL



LIGHT VARMOUNT CHERRY



5027 CL



AHIGAL WALNUT






638 CL



FROSTY WHITE



5032 CL



DECO WALNUT





RC-5049



Texture Sample



# THE NATURE

& Your Architecture




RC-5049



5049 RC



LIGHT DINARA APPLE



5032 RC




DECO WALNUT



5024 SA

SAWCUT GREY



5051 SA

VARMOUNT CHERRY



5052 SA

LIGHT VARMOUNT CHERRY



5032 SA



DECO WALNUT



5015 SA




TROPICAL CUT



SA-5052



# Teflon Matee



5027 TE




AHIGAL WALNUT



5095 TE



KERNEL WALNUT



5073 TE

RAYMOND FABRIC BLUE



5072 TE

RAYMOND FABRIC GREY



5058 TE

METALLIC WALNUT



5036 TE

JUNGLE WOOD



5044 TE


NUSSBAUMER WALNUT



5053 TE

DARK BARK WOOD









**100+**  
**DIAMOND**  
**GLOSS**  
**FINISH**

---

**4TIMES MORE GLOSSY THAN OTHER LAMINATE**

**SHIMMER LAMINATES  
GLITTER, FLICKER & COPPER  
UNICORE LAMINATES**



# Diamond Gloss



5110 DG *New* 

COPPER METALLIC



5098 DG *New* 

METALLIC BROWN





5099 DG *New* 

RUST METALLIC STONE




5111 DG *New*



OBLIQUE STONE

# Diamond Gloss



5097 DG *New* 

BLACK MUSE STONE



5016 DG 

LIMESTONE



5081 DG




SIERRA MARBLE



5079 DG



BROWN CONCRETE



DG-5016

"Scan the QR CODE using any app and see full view of design and its multiple applications."

New



5107 SHM



COFFEE SHIMMER

New



5109 SHM



GREY SHIMMER


New



5108 SHM



SLATE GREY SHIMMER




5066 SHM



RED SHIMMER

FEEL THE  
SPARKLES  
IN DARK ✨



5121 SHM




WHITE LILY SHIMMER



## SHIMMER

Not just sparkle,  
it is superlative sparkles.  
Looks like twinkling stars  
when light gets off.

Apply it behind your  
TV cabinet & experience  
a different viewing experience.



5067 SHM




WHITE SHIMMER



5065 SHM




BLACK SHIMMER



5068 SHM



BEIGE SHIMMER



5069 SHM




BLUE SHIMMER



623 FCK



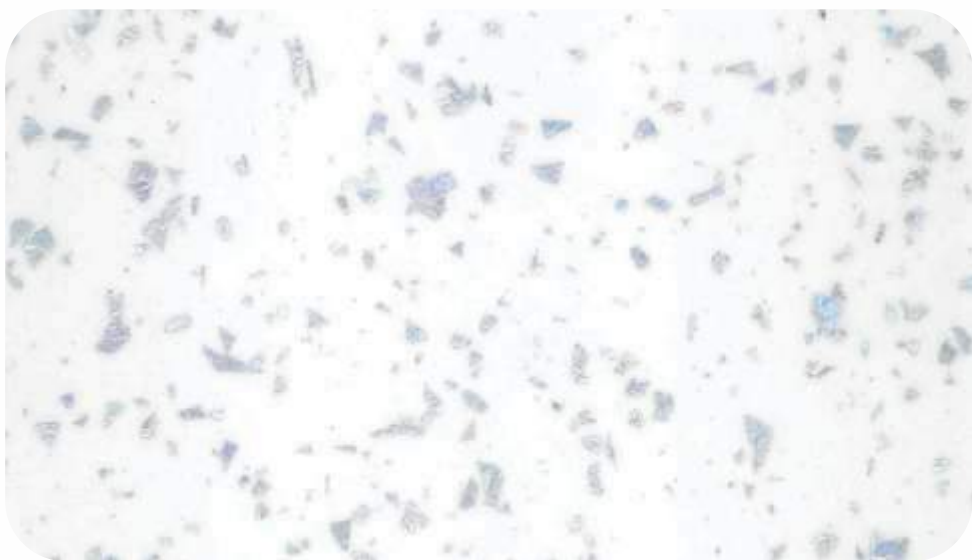
POPPY



623 GLX



POPPY



638 FCK



FROSTY WHITE



638 GLX



FROSTY WHITE



631 FCK

*New*



SLATE GREY

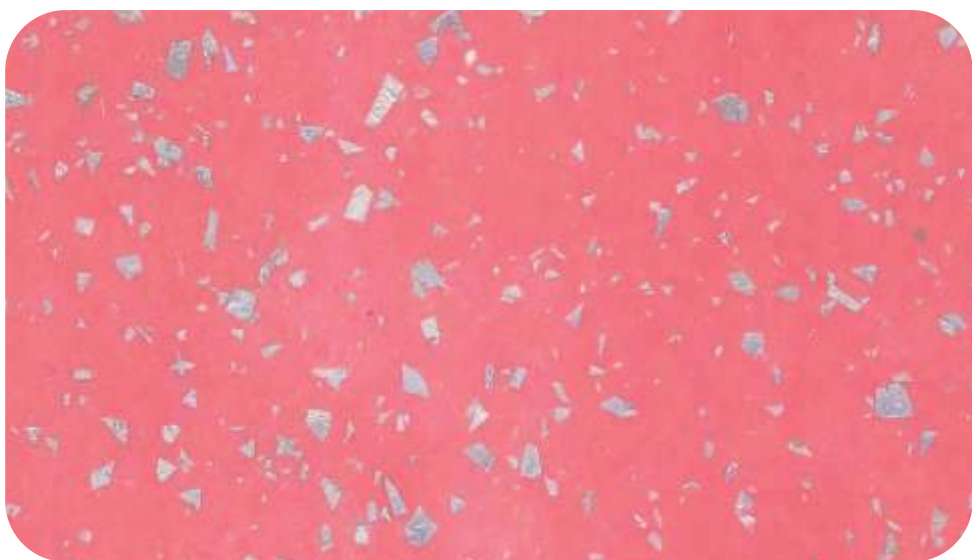


631 GLX

*New*



SLATE GREY



636 FCK



SALMON




636 GLX



SALMON



New




623 CPK



POPPY

New



638 CPK



FROSTY WHITE

New



610 CPK



BLACK



Made with SIMILAR color paper same color on TOP AND INSIDE.



TOP FACE  
RED COLOR


I N S I D E  
R E D C O L O R



641 UCO



SUPER WHITE




640 UCO



OFFWHITE

"Scan the QR CODE using any app and see full view of design and its multiple applications."



643 UCO



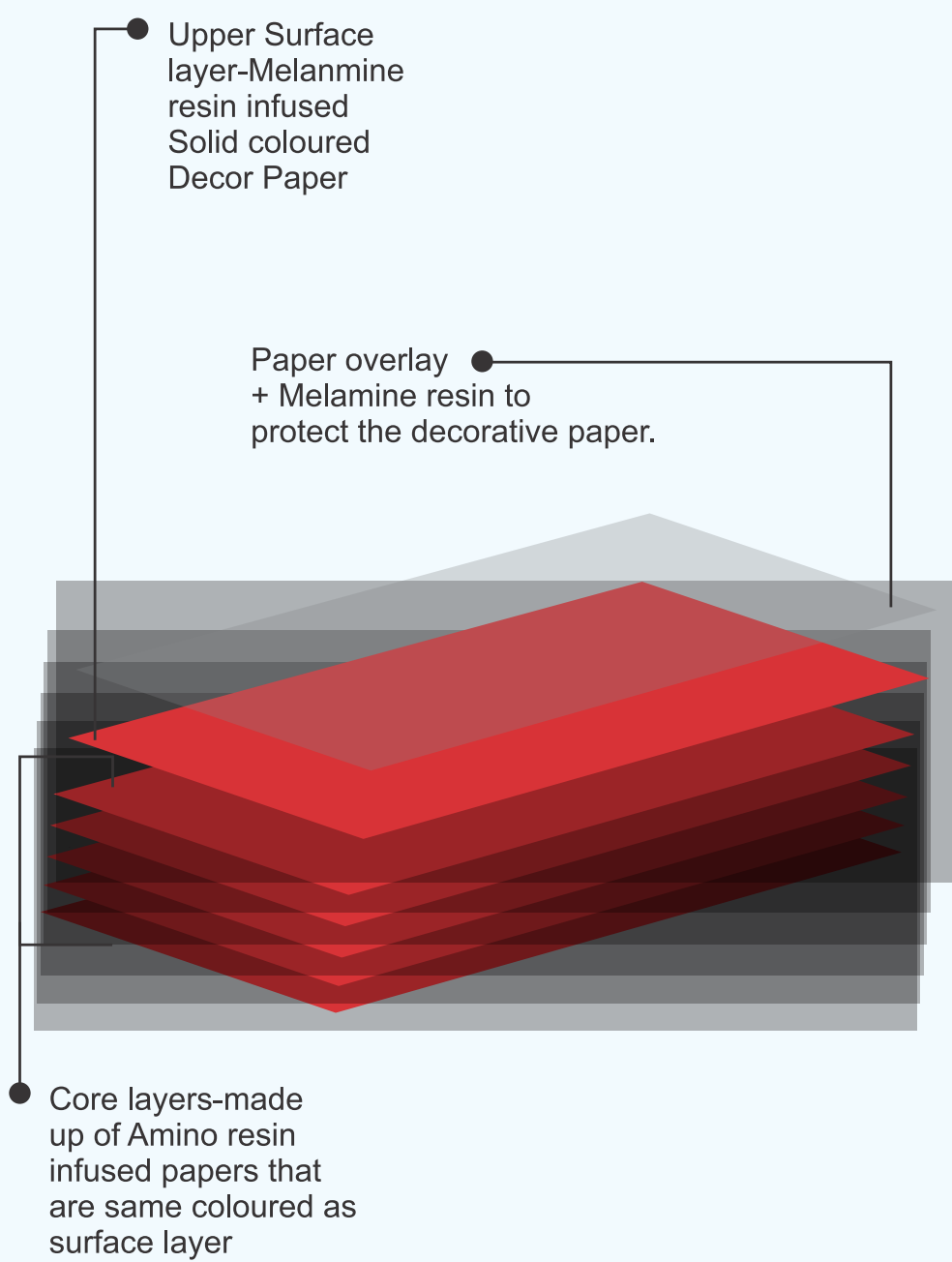
RED



642 UCO



BLACK CURRENT



Laminates with a coloured core consist of several layers of the same decorimpregnate. It is a unique surfacing material having same colour throughout the sheet. It has same colour as on top, back and edges. Compared to conventional laminates, the UNICORE Laminate will not have any dark edges. It is perfect for application horizontal or vertical interior surfaces where design appearance, quality, durability and resistant to stain and heat are required.

**Applications:** \_\_\_\_\_

- Furniture Fronts
- Tabletops and work tops
- Door cladding
- Shelves and side walls
- Interior design for shops, trade fairs and ships

**Advantages:** \_\_\_\_\_

- Consistent, homogeneous look
- Enables virtually invisible grooves and joints
- Highlights the design of the furniture on narrow side without edging
- Resistant to wear, impact and scratches

# UNICORE



**A**  
**TIMES** MORE  
GLOSSY  
than other laminates


# DIAMOND GLOSS



5061 DG




GOLD METALLIC



5063 DG



BISCUIT METALLIC



5060 DG




COPPER METALLIC



5062 DG



GREY METALLIC



5071 DG




RED METALLIC BOXES



5070 DG



METALLIC BOXES



5064 DG



OFFWHITE METALLIC



DG-6100

DG-6102



6100 DG *New* ★

KITAMI ELM



6102 DG *New* ★


KITAMI ELM LIGHT



6101 DG *New* ★

KITAMI ELM DARK

# Diamond Gloss



6103 DG *New* ★

JACKSON HICKORY GREY



6104 DG *New* ★

JACKSON HICKORY



6106 DG *New* ★

SANTANA OAK LIGHT



6105 DG *New* ★

SANTANA OAK DARK





5119 DG *New*

SONA CHESTNUTT DARK



5118 DG *New*

SONA CHESTNUTT LIGHT



5088 DG *New*


ADAMSON OAK LIGHT



5087 DG *New*


ADAMSON OAK DARK

# Diamond Gloss



5113 DG *New*

RED GATE DARK



5112 DG *New*

RED GATE LIGHT



DG-5113

DG-5112

5120 DG *New* FAGGIO DELICATO



5115 DG *New*



MONFORT LIGHT




5114 DG *New*



MONFORT DARK


# Diamond Gloss



5053 DG




DARK BARK WOOD



5046 DG




FERRO WOOD



5009 DG




SHINO ASH



5051 DG



VARMOUNT CHERRY



5003 DG



NIOR DELICACY




5002 DG



PRIME DELICACY




# Diamond Gloss



5044 DG




NUSSBAUMER WALNUT



5027 DG




AHIGAL WALNUT



5031 DG



OXFORD CHERRY



5028 DG




SAPELI



5049 DG



LIGHT DINARA APPLE



5008 DG




DARK PASHMINA WOOD



5017 DG



PERSIAN PINE



5037 DG



EXOTIC VEENER

# Diamond Gloss



5030 DG




MOLDU ACASIA



5036 DG



JUNGLE WOOD



5058 DG



METALLIC WALNUT






5006 DG



BARRET WOOD



5005 DG



CABANA



DG-5006



5059 DG




METALLIC GOLD WALNUT

# DIAMOND GLOSS



616 DG

SUPER WHITE




644 DG

SNOW WHITE




610 DG

BLACK



635 DG

OFF WHITE



638 DG

FROSTY WHITE




631 DG

SLATE GREY



614 DG

LIGHT GREY




646 DG

LIGHT IVORY



612 DG

IVORY



DG-612



621 DG

TURMERIC YELLOW



601 DG

YELLOW



608 DG

ORANGE



624 DG

FANTA




622 DG

HOT PINK



606 DG

PINK



609 DG

RED



636 DG

SALMON



613 DG

RUSTY



623 DG

POPPY




# DIAMOND GLOSS



620 DG



LAVENDER



603 DG



ORCHID BLUE



628 DG



CYAN BLUE



630 DG



SATIN BLUE



617 DG



BEIGE



602 DG



ELECTRIC BLUE



611 DG



COFFEE



645 DG



CHAMPAGNE





605 DG



LIGHT GREEN



633 DG



MIDLE GREEN



627 DG



PISTA GREEN



619 DG



FLOURESCENT GREEN



626 DG



DREAM GREEN



632 DG



MAROON



607 DG



BLACK CURRENT



629 DG



CHOCOLATE

DG-617



DG-5080



5080 DG




URBAN PLANKS



5080 TE



URBAN PLANKS



5013 DG



METALLIC FABRIC



5075 DG




LUXE FABRIC BROWN



5076 DG




WOOLEN JUTE



5077 DG



HOSIERY JUTE



5073 DG



RAYMOND FABRIC BLUE



5072 DG




RAYMOND FABRIC GREY

75+

EXCLUSIVE  
SUEDE FINISH  
COLLECTIONS







# Suede Finish

6100 SF *New* ★

KITAMI ELM



6102 SF *New* ★

KITAMI ELM LIGHT

6101 SF *New* ★

KITAMI ELM DARK





SF-6104



6103 SF *New* ★

JACKSON HICKORY GREY



6104 SF *New* ★

JACKSON HICKORY

# Suede Finish



5091 SF *New*



ALABAMA WALNUT LIGHT



5092 SF *New*



ALABAMA WALNUT DARK



5089 SF *New*



DARK PAPENBURG BUCHE



5090 SF *New*



LIGHT PAPENBURG BUCHE



5094 SF *New*

NORTH AMERICAN LIGHT WALNUT



5093 SF *New*

NORTH AMERICAN BLACK WALNUT





6106 SF *New* ★

SANTANA OAK LIGHT



6105 SF *New* ★

SANTANA OAK DARK



SF-6106

# Suede Finish



5119 SF *New*



SONA CHESTNUTT DARK



5118 SF *New*



SONA CHESTNUTT LIGHT



5116 SF *New*



PERRY DARK



5117 SF *New*



PERRY LIGHT



SF-5088



5088 SF *New*



ADAMSON OAK LIGHT



5087 SF *New*



ADAMSON OAK DARK



5085 SF *New*



WEST POINT ELM DARK



5086 SF *New*



WEST POINT ELM LIGHT



SF-5113

SUEDE  
FINISH



5113 SF *New*

RED GATE DARK





5112 SF *New*

RED GATE LIGHT







5120 SF *New*

FAGGIO DELICATO



5115 SF *New*

MONFORT LIGHT



5114 SF *New*

MONFORT DARK



# Suede Finish



5096 SF *New*

COREA WALNUT



5095 SF *New*

KERNEL WALNUT



5027 SF 

AHIGAL WALNUT



5057 SF



TOKYO ASH



5056 SF



TAN TOKYO ASH



5055 SF



LIGHT TOKYO ASH



5054 SF



LIGHT ANTIQUE WOOD



5040 SF



GREY ANTIQUE WOOD

# Suede Finish



5041 SF



BROWN ANTIQUE WOOD

# Suede Finish



5048 SF



DINARA APPLE



5049 SF



LIGHT DINARA APPLE



5053 SF



DARK BARK WOOD



5044 SF



NUSSBAUMER WALNUT



5024 SF



SAWCUT GREY



5045 SF



BROWN NUSSBAUMER WALNUT



5052 SF



LIGHT VARMOUNT CHERRY



5051 SF



VARMOUNT CHERRY



5059 SF




METALLIC GOLD WALNUT



5058 SF



METALLIC WALNUT



5028 SF



SAPELI




# Suede Finish



5034 SF



SAPWOOD WALNUT



5032 SF



DECO WALNUT



5031 SF



OXFORD CHERRY



5001 SF



HIGHLAND PINE





5002 SF



PRIME DELICACY



5003 SF



NIOR DELICACY



5029 SF



BAVARIAN BEACH



5004 SF



WENGE



5013 SF



METALLIC FABRIC



5030 SF



MOLDU ACACIA

# Suede Finish



5046 SF



FERRO WOOD



5039 SF



PARCHED WOOD



5008 SF



DARK PASHMINA WOOD



5036 SF



JUNGLE WOOD



5009 SF



SHINO ASH

SF-5006



5010 SF



MALMO PINE



5037 SF




EXOTIC VEENER



5006 SF



BARRET WOOD




5005 SF



CABANA

"Scan the QR CODE using any app and see full view of design and its multiple applications."


# Suede Finish



5073 SF




RAYMOND FABRIC BLUE



5072 SF




RAYMOND FABRIC GREY



5074 SF



LUXE FABRIC BEIGE



5075 SF




LUXE FABRIC BROWN



5076 SF



WOOLEN JUTE



5077 SF























HOSIERY JUTE









SF-5074







# PLAIN COLOR















				
OFF WHITE	OFF WHITE	IVORY	SNOW WHITE	SNOW WHITE
				
635 SF	635 MT	612 SF	644 SF	644 MT











				
MIDDLE GREEN	LIGHT GREEN	DREAM GREEN	FLOURESCENT GREEN	PISTA GREEN
				
633 SF	605 SF	626 SF	619 SF	627 SF



















			
SUPER WHITE	SUPER WHITE	FROSTY WHITE	FROSTY WHITE
			
616 SF	616 MT	638 SF	638 MT

		
YELLOW	TUMERIC YELLOW	BLACK
		
601 SF	621 SF	610 SF

					
HOT PINK	PINK	SALMON	RUSTY	FANTA	ORANGE
					
622 SF	606 SF	636 SF	613 SF	624 SF	608 SF



				
ELECTRIC BLUE	ORCHID BLUE	SATIN BLUE	CYAN BLUE	COFFEE
				
602 SF	603 SF	630 SF	628 SF	611 SF

								
BLACK CURRENT	LIGHT GREY	SLATE GREY	DARK GREY	RED	CHOCOLAE	POPPY	BEIGE	MAROON
								
607 SF	614 SF	631 SF	618 SF	609 SF	629 SF	623 SF	617 SF	632 SF

# FOIL

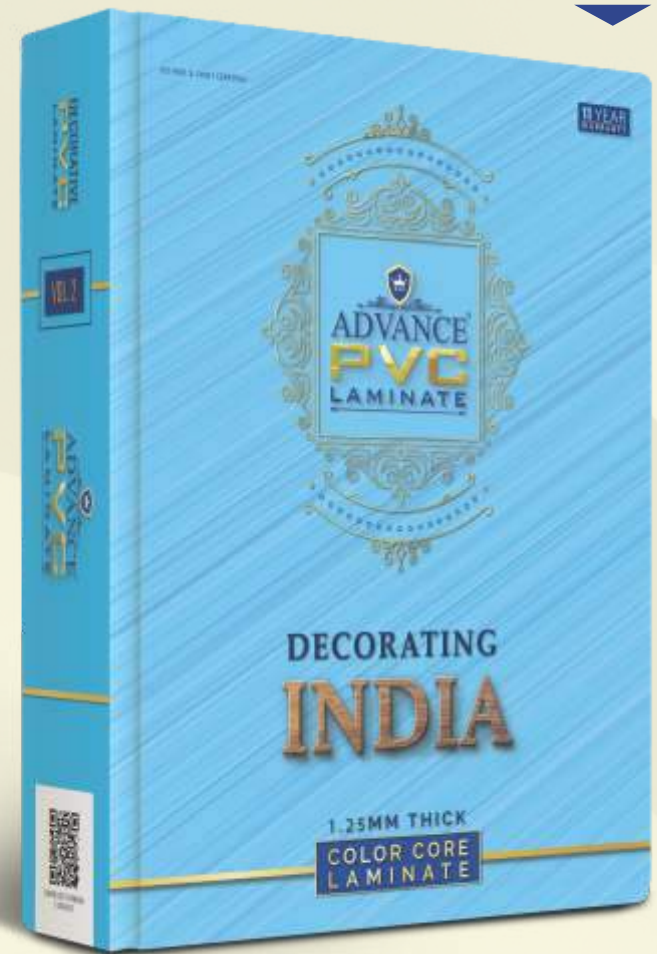
	
150 MT 	SILVER FOIL
151 MT 	BRONZE FOIL

0.8mm  
LAMINATES



Scan &  
Download →  
0.8mm Folder

PVC  
LAMINATES



Scan &  
Download →  
PVC Laminate

ADVANCE High Pressure decorative Laminate is manufactured with multiple layers of paper under high temperature and pressure to create a bold and beautiful series of surface decor material. Advance Laminate comes in a variety of upbeat hues, nature-inspired tones and well-chosen textures that can be applicable to every inside wood working.

90° Degree Bendable PVC Laminate  
NO NEED TO USE EDGE BAND




Scan &  
Download →  
Digital Folder

DIGITAL  
LAMINATES

Presenting excellence in digital laminate shades you need to create the ideal kitchen. Whether it's the workshop of a beautiful lady, the heart of the home, the place where the family gets together, or simply fashion statement; we've got the products to make your dream kitchen come to life.



Scan &  
Download →  
Door Skin Folder



DOOR  
SKIN

Advance Door Skin is a better option for covering the doors beautifully with minimum wastage. It offers consumers a wide variety of themes and designs that match different aesthetic requirements. Floral motives, metal Strip designs and also a range that gives impression of fusion of gloss & matt together and designs of various wooden species. Custom designs can also be made to suit your needs and tastes.

INDIA'S MOST  
FAVOURITE DECORATIVE  
COLLECTIONS

QR CODE



Scan &  
Download  
1mm Folder



## Advance EMPORIO


**PRODUCT:** High pressure decorative laminated sheets  
**SIZE:** 2440 x 1220 mm  
**THICKNESS:** 1.00 mm



**FINISH:** Syncro Grande, Syncro Royale, Syncro Europa, Grand Oak, Waknut Oak, Jungle Wood, Pine Oak, Smoked Stone, Texture, Wild Oak, Venza, Crack Stone, Ultra Matt, Urban Solid, Stone, Textile, Galaxy, Paint Brush, Natural Wood, Dry Veneer, Dry Veneer Horizontal, Rainbow Oak, Rough Cut, Saw Cut, Teflon Matee, Diamond Gloss, Shimmer, Glitter Flicker & Copper, Unicore, Diamond Gloss, Suede Finish, Plain Color & Design Foil.

**MAINTENANCE:** Clean with mild soap solutions or house hold detergent. Abrasive cleaners should not be used. Avoid direct sunlight.

Technical Specifications			
TEST REPORT			
Properties		Standard Result as Per IS:2046-1995	Test Results Of Advance Laminates
Thickness		1.00 mm(±0.10 mm)	1.0 mm(±0.05 mm)
Resistance To Surface wear (Revolution Minimum)		≥ 350 Rev	≥ 375 Rev
Resistance To Imersion In Boiling Water	Mass Increase (%)	10 % (Max.)	7.5 % (Max.)
	Thickness Increase (%)	12% (Max.)	8.5 % (Max.)
Resistance To Dry Heat At 180 <sup>0</sup> C	Gloss	Rating - 3	Rating - 4
	Others	Rating - 4	Rating - 5
Dimension Stability At Elevated Temp.(%)	Machine Direction	≤0.55%	0.42%
	Cross Direction	≤1.05%	0.70%
Resistance To Impact By Small-Diameter Ball		≥ 20 N	25 N
Resistance To Cracking		Rating - 4	Rating - 5
Resistance To Scratching (Min)		≥ 2.0 N	2.4 N
Resistance To Staining	Group 1 & 2	Rating - 5	Rating - 5
	Group 3 & 4	Rating - 4	Rating - 4
Resistance To Cigarette Burns		Rating - 3	Rating - 4
Resistance To Steam		Rating - 4	Rating - 5
Appearance		No ABC Defects	No ABC Defects
Specific Gravity - gm/cm <sup>3</sup>			1.38 (Min)



## Features

-  Crack resistant
-  Impact resistant
-  Abrasion resistant
-  Scratch resistant
-  Heat resistant
-  Colour fastness
-  Hygienic surface
-  Shock resistance
-  Resistant to cigarette burns

Samples shown inside the folder are for reference purpose only.  
 For actual thickness and back sending please refer to the sample shown here.

*Note: Samples shown in this folders are for Promotion purpose only. It is not for sale*

# INDEX

S. No.	SHADE NO.	SHADE NAME.	PG. No.	REHAU Matching No
<b>GRAND OAK PRIME</b>				
1	5118 GA	Sona Chestnutt Light	9	723P
2	5119 GA	Sona Chestnutt Dark	9	745P
3	6105 GA P	Santana Oak Dark	10	336P
4	6106 GA P	Santana Oak Light	10	585P
<b>WALNUT OAK PRIME</b>				
5	5087 WA	Adamson Oak Dark	12	082P
6	5088 WA	Adamson Oak Light	12	037P
7	5091 WA	Alabama Walnut Light	11	294P
8	5092 WA	Alabama Walnut Dark	11	158P
<b>JUNGLE WOOD PRIME</b>				
9	5093 JW	N.American Black Walnut	14	677P
10	5094 JW	N.American Light Walnut	14	562P
11	6101 JW P	Kitami Elm Dark	13	261P
12	6102 JW P	Kitami Elm Light	13	585P
<b>PINE OAK PRIME</b>				
13	5085 PO	West Point Elm Dark	15	570P
14	5086 PO	West Point Elm Light	15	746P
15	5087 PO	Adamson Oak Dark	16	082P
16	5088 PO	Adamson Oak Light	16	037P
<b>SMOKED STONE PRIME</b>				
17	610 SS	Black	18	110108
18	618 SS	Dark Grey	17	
19	629 SS	Chocolate	17	
20	5064 SS	Offwhite Metallic	18	110163
<b>WILD OAK PRIME</b>				
21	5089 WO	Dark Papenburg Buche	22	637P
22	5090 WO	Light Papenburg Buche	22	
23	5120 WO	Faggio Delicato	22	703P
<b>VENZA PRIME</b>				
24	5112 VZ	Red Gate Light	24	
25	5113 VZ	Red Gate Dark	24	
26	5116 VZ	Perry Dark	23	
27	5117 VZ	Perry Light	23	
<b>CRACK STONE PRIME</b>				
28	5081 CS	Sierra Marble	25	526P
29	5098 CS	Metallic Brown	26	
30	5099 CS	Rust Metallic Stone	25	608P
31	5110 CS	Copper Metallic	26	527P
<b>ULTRA MATT PRIME</b>				
32	5016 UL	Limestone	29	75618
33	5079 UL	Brown Concrete	29	513P
34	5081 UL	Sierra Marble	29	526P
35	5097 UL	Black Muse Stone	29	534P
36	5120 UL	Faggio Delicato	27	
37	6100 UL P	Kitami Elm	27	726P
38	6101 UL P	Kitami Elm Dark	27	261P
39	6102 UL P	Kitami Elm Light	27	586P
<b>URBAN SOLID PRIME</b>				
40	635 DG	Off White	31	
41	635 UL	Off White	32	
42	638 DG	Frosty White	31	
43	638 UL	Frosty White	32	
44	647 DG	Cayona	31	
45	647 UL	Cayona	32	
46	648 DG	Blue Foccasia	31	
47	648 UL	Blue Foccasia	32	
48	649 DG	Cherry	31	
49	649 UL	Cherry	32	
50	650 DG	Pistachio	31	
51	650 UL	Pistachio	32	
<b>SYNCR0 GRANDE</b>				
52	5040 SC1	Grey Antique Wood	34	487P
53	5041 SC1	Brown Antique Wood	34	788P
54	5054 SC1	Light Antique Wood	34	486P
<b>SYNCR0 ROYALE</b>				

S. No.	SHADE NO.	SHADE NAME.	PG. No.	REHAU Matching No
55	5055 SC2	Light Tokyo Ash	36	206P
56	5056 SC2	Tan Tokyo Ash	36	531P
57	5057 SC2	Tokyo Ash	36	677P
<b>SYNCR0 EUROPA</b>				
58	5027 SC3	Ahigal Walnut	38	146P
59	5095 SC3	Kernel Walnut	38	112P
60	5096 SC3	Corea Walnut	38	165P
<b>STONE</b>				
61	5016 ST	Limestone	39	
62	5079 ST	Brown Concrete	39	513P
63	5081 ST	Sierra Marble	39	
<b>TEXTILE</b>				
64	5074 TX	Luxe Fabric Beige	40	
65	5075 TX	Luxe Fabric Brown	40	
66	5076 TX	Woolen Jute	40	
67	5077 TX	Hosiery Jute	40	
<b>C&amp;C</b>				
68	638 CC	Frosty White	41	75701
69	5032 CC	Deco Walnut	41	278P
70	5044 CC	Nussbaumer Walnut	41	
71	5046 CC	Ferro Wood	41	286P
<b>UP &amp; DOWN</b>				
72	638 UD	Frosty White	42	75701
73	5027 UD	Ahigal Walnut	42	146P
74	5030 UD	Moldu Acacia	42	
75	5032 UD	Deco Walnut	42	278P
<b>GALAXY</b>				
76	607 GY	Black Current	43	110123
77	617 GY	Beige	43	112052
78	630 GY	Satin Blue	43	
79	632 GY	Maroon	43	110131
80	636 GY	Salmon	43	75623
81	638 GY	Frosty White	43	75701
<b>PAINT BRUSH</b>				
82	638 PB	Frosty White	44	75701
83	5030 PB	Moldu Acacia	44	199P
84	5032 PB	Deco Walnut	44	253P
85	5034 PB	Sapwood Walnut	44	195P
86	5072 PB	Raymond Fabric Grey	44	
87	5073 PB	Raymond Fabric Blue	44	
<b>NATURAL WOOD</b>				
88	5052 NW	Light Varmount Cherry	46	001P
89	5053 NW	Dark Bark Wood	46	660P
<b>DRY VENEER</b>				
90	5005 DV	Cabana	50	
91	5006 DV	Barret Wood	50	
92	5009 DV	Shino Ash	49	
93	5015 DV	Tropical Cut	48	197P
94	5037 DV	Exotic Veener	47	
95	5048 DV	Dinara Apple	49	
96	5049 DV	Light Dinara Apple	48	049P
97	5058 DV	Metalic Walnut	47	255P
<b>HORIZONATAL</b>				
98	5008 DVHZ	Dark Pashmina Wood	51	118P
99	5046 DVHZ	Ferro Wood	51	332P
100	5053 DVHZ	Dark Bark Wood	51	146P
<b>RAINBOW OAK</b>				
101	5027 OK	Ahigal Walnut	53	146P
102	5032 OK	Deco Walnut	54	
103	5046 OK	Ferro Wood	54	332P
104	5055 OK	Light Tokyo Ash	54	206P
105	5057 OK	Tokyo Ash	53	677P
106	5058 OK	Metalic Walnut	54	255P
107	5117 OK	Perry Light	54	508P
<b>CHARCOL</b>				
108	638 CL	Frosty White	56	75701

S. No.	SHADE NO.	SHADE NAME.	PG. No.	REHAU Matching No
109	5027 CL	Ahigal Walnut	55	146P
110	5032 CL	Deco Walnut	56	253P
111	5052 CL	Light Varmount Cherry	55	001P
<b>ROUGH CUT</b>				
112	5032 RC	Deco Walnut	58	278P
113	5049 RC	Light Dinara Apple	58	049P
<b>SAW CUT</b>				
114	5015 SA	Tropical Cut	60	173P
115	5024 SA	Sawcut Grey	59	680P
116	5032 SA	Deco Walnut	60	253P
117	5051 SA	Varmount Cherry	59	671P
118	5052 SA	Light Varmount Cherry	59	565P
<b>TEFLON MATEE</b>				
119	5027 TE	Ahigal Walnut	61	146P
120	5036 TE	Jungle Wood	62	359P
121	5044 TE	Nussbaumer Walnut	62	360P
122	5053 TE	Dark Bark Wood	62	660P
123	5058 TE	Metalic Walnut	62	255P
124	5072 TE	Raymond Fabric Grey	62	
125	5073 TE	Raymond Fabric Blue	62	
126	5095 TE	Kernel Walnut	61	112P
<b>SHIMMER</b>				
127	5065 SHM	Black Shimmer	70	75617
128	5066 SHM	Red Shimmer	69	
129	5067 SHM	White Shimmer	70	110176
130	5068 SHM	Beige Shimmer	70	
131	5069 SHM	Blue Shimmer	70	
132	5107 SHM	Coffee Shimmer	69	
133	5108 SHM	Slate Grey Shimmer	69	112002
134	5109 SHM	Grey Shimmer	69	110108
135	5121 SHM	White Lily Shimmer	70	
<b>GLITTER,FLICKER &amp; COPPER</b>				
136	610 CPK	Black	72	
137	623 FCK	Poppy	71	
138	623 GLX	Poppy	71	110131
139	623 CPK	Poppy	72	
140	631 FCK	Slate Grey	71	
141	631 GLX	Slate Grey	71	110129
142	636 FCK	Salmon	71	
143	636 GLX	Salmon	71	112085
144	638 CPK	Frosty White	72	
145	638 FCK	Frosty White	71	
146	638 GLX	Frosty White	71	112130
147	640 UCO	Offwhite	74	110170
148	641 UCO	Super White	74	
149	642 UCO	Black Current	74	
150	643 UCO	Red	74	75717
<b>DIAMOND GLOSS</b>				
151	601 DG	Yellow	90	75743
152	602 DG	Electric Blue	91	75724
153	603 DG	Orchid Blue	91	112074
154	605 DG	Light Green	92	
155	606 DG	Pink	90	75600
156	607 DG	Black Current	92	110115
157	608 DG	Orange	90	75723
158	609 DG	Red	90	75717
159	610 DG	Black	89	110108
160	611 DG	Coffee	91	75738
161	612 DG	Ivory	89	75713
162	613 DG	Rusty	90	
163	614 DG	Light Grey	89	110231
164	616 DG	Super White	89	
165	617 DG	Beige	91	112052
166	619 DG	Flourescent Green	92	75742
167	620 DG	Lavender	91	
168	621 DG	Tumeric Yellow	90	110202

S. No.	SHADE NO.	SHADE NAME.	PG. No.	REHAU Matching No
169	622 DG	Hot Pink	90	112012
170	623 DG	Poppy	90	75619
171	624 DG	Fanta	90	110178
172	626 DG	Dream Green	92	75615
173	627 DG	Pista Green	92	112091
174	628 DG	Cyan Blue	91	
175	629 DG	Chocolate	92	75720
176	630 DG	Satin Blue	91	
177	631 DG	Slate Grey	89	110129
178	632 DG	Maroon	92	75619
179	633 DG	Midle Green	92	110118
180	635 DG	Off White	89	110140
181	636 DG	Salmon	90	112085
182	638 DG	Frosty White	89	75701
183	644 DG	Snow White	89	75729
184	645 DG	Champagne	91	
185	646 DG	Light Ivory	89	112032
186	5002 DG	Prime Delicacy	84	
187	5003 DG	Nior Delicacy	84	306P
188	5005 DG	Cabana	88	
189	5006 DG	Barret Wood	88	142P
190	5008 DG	Dark Pashmina Wood	86	059P
191	5009 DG	Shino Ash	83	211P
192	5013 DG	Metallic Fabric	94	
193	5016 DG	Limestone	67	75618
194	5017 DG	Persian Pine	86	581P
195	5027 DG	Ahigal Walnut	85	264P
196	5028 DG	Sapeli	85	
197	5030 DG	Moldu Acacia	87	199P
198	5031 DG	Oxford Cherry	85	
199	5036 DG	Jungle Wood	87	
200	5037 DG	Exotic Veener	86	
201	5044 DG	Nussbaumer Walnut	85	360P
202	5046 DG	Ferro Wood	83	332P
203	5049 DG	Light Dinara Apple	86	049P
204	5051 DG	Varmount Cherry	83	745P
205	5053 DG	Dark Bark Wood	83	332P
206	5058 DG	Metalic Walnut	87	
207	5059 DG	Metallic Gold Walnut	88	531P
208	5060 DG	Copper Metallic	76	
209	5061 DG	Gold Metallic	76	
210	5062 DG	Grey Metallic	76	112087
211	5063 DG	Biscuit Metallic	76	
212	5064 DG	Offwhite Metallic	76	110163
213	5070 DG	Metallic Boxes	76	
214	5071 DG	Red Metallic Boxes	76	
215	5072 DG	Raymond Fabric Grey	94	
216	5073 DG	Raymond Fabric Blue	94	
217	5075 DG	Luxe Fabric Brown	94	
218	5076 DG	Woolen Jute	94	
219	5077 DG	Hosiery Jute	94	
220	5079 DG	Brown Concrete	68	513P
221	5080 DG	Urban Planks	93	
222	5080 TE	Urban Planks	93	
223	5081 DG	Sierra Marble	68	776P
224	5087 DG	Adamson Oak Dark	80	201P
225	5088 DG	Adamson Oak Light	80	
226	5097 DG	Black Muse Stone	67	75617
227	5098 DG	Metallic Brown	65	546P
228	5099 DG	Rust Metallic Stone	66	608P
229	5110 DG	Copper Metallic	65	630P
230	5111 DG	Obilique Stone	66	
231	5112 DG	Red Gate Light	81	608P
232	5113 DG	Red Gate Dark	81	670P
233	5114 DG	Monfort Dark	82	094P
234	5115 DG	Monfort Light	82	107P

S. No.	SHADE NO.	SHADE NAME.	PG. No.	REHAU Matching No
235	5118 DG	Sona Chestnutt Light	80	
236	5119 DG	Sona Chestnutt Dark	80	
237	5120 DG	Faggio Delicato	82	
238	6100 DG	P Kitami Elm	78	086P
239	6101 DG	P Kitami Elm Dark	78	514P
240	6102 DG	P Kitami Elm Light	78	565P
241	6103 DG	P Jackson Hickory Grey	79	
242	6104 DG	P Jackson Hickory	79	615P
243	6105 DG	P Santana Oak Dark	79	675P
244	6106 DG	P Santana Oak Light	79	421P
<b>SUEDE FINISH</b>				
245	5001 SF	Highland Pine	111	
246	5002 SF	Prime Delicacy	112	
247	5003 SF	Nior Delicacy	112	684P
248	5004 SF	Wenge	112	581P
249	5005 SF	Cabana	114	
250	5006 SF	Barret Wood	114	262P
251	5008 SF	Dark Pashmina Wood	113	118P
252	5009 SF	Shino Ash	113	211P
253	5010 SF	Malmo Pine	114	
254	5013 SF	Metallic Fabric	112	
255	5024 SF	Sawcut Grey	109	680P
256	5027 SF	Ahigal Walnut	105	665P
257	5028 SF	Sapeli	110	156P
258	5029 SF	Bavarian Beach	112	031P
259	5030 SF	Moldu Acacia	112	199P
260	5031 SF	Oxford Cherry	111	628P
261	5032 SF	Deco Walnut	111	253P
262	5034 SF	Sapwood Walnut	111	259P
263	5036 SF	Jungle Wood	113	359P
264	5037 SF	Exotic Veener	114	
265	5039 SF	Parched Wood	113	
266	5040 SF	Grey Antique Wood	107	487P
267	5041 SF	Brown Antique Wood	108	788P
268	5044 SF	Nussbaumer Walnut	109	360P
269	5045 SF	B. Nussbaumer Walnut	109	
270	5046 SF	Ferro Wood	113	332P
271	5048 SF	Dinara Apple	109	146P
272	5049 SF	Light Dinara Apple	109	049P
273	5051 SF	Varmount Cherry	110	745P
274	5052 SF	Light Varmount Cherry	110	001P
275	5053 SF	Dark Bark Wood	109	660P
276	5054 SF	Light Antique Wood	107	486P
277	5055 SF	Light Tokyo Ash	106	206P
278	5056 SF	Tan Tokyo Ash	106	531P
279	5057 SF	Tokyo Ash	106	677P
280	5058 SF	Metalic Walnut	110	255P
281	5059 SF	Metallic Gold Walnut	110	331P
282	5072 SF	Raymond Fabric Grey	115	
283	5073 SF	Raymond Fabric Blue	115	
284	5074 SF	Luxe Fabric Beige	115	
285	5075 SF	Luxe Fabric Brown	115	
286	5076 SF	Woolen Jute	115	
287	5077 SF	Hosiery Jute	115	
288	5085 SF	West Point Elm Dark	102	382P
289	5086 SF	West Point Elm Light	102	
290	5087 SF	Adamson Oak Dark	102	201P
291	5088 SF	Adamson Oak Light	102	
292	5089 SF	Dark Papenburg Buche	99	
293	5090 SF	Light Papenburg Buche	99	
294	5091 SF	Alabama Walnut Light	99	294P
295	5092 SF	Alabama Walnut Dark	99	158P
296	5093 SF	N.American Black Walnut	99	448P
297	5094 SF	N.American Light Walnut	99	562P
298	5095 SF	Kernel Walnut	105	
299	5096 SF	Corea Walnut	105	165P

S. No.	SHADE NO.	SHADE NAME.	PG. No.	REHAU Matching No
300	5112 SF	Red Gate Light	103	514P
301	5113 SF	Red Gate Dark	103	670P
302	5114 SF	Monfort Dark	104	155P
303	5115 SF	Monfort Light	104	017P
304	5116 SF	Perry Dark	101	603P
305	5117 SF	Perry Light	101	508P
306	5118 SF	Sona Chestnutt Light	101	
307	5119 SF	Sona Chestnutt Dark	101	504P
308	5120 SF	Faggio Delicato	104	
309	6100 SF	P Kitami Elm	97	468P
310	6101 SF	P Kitami Elm Dark	97	261P
311	6102 SF	P Kitami Elm Light	97	586P
312	6103 SF	P Jackson Hickory Grey	98	731P
313	6104 SF	P Jackson Hickory	98	261P
314	6105 SF	P Santana Oak Dark	100	336P
315	6106 SF	P Santana Oak Light	100	215P
<b>FOIL</b>				
316	150 MT	Silver Foil	118	1323E
317	151 MT	Bronze Foil	118	1321E
<b>PLAIN COLOR</b>				
318	601 SF	Yellow	117	75743
319	602 SF	Electric Blue	118	75724
320	603 SF	Orchid Blue	118	112074
321	605 SF	Light Green	117	
322	606 SF	Pink	117	75600
323	607 SF	Black Current	118	110108
324	608 SF	Orange	117	75723
325	609 SF	Red	118	75747
326	610 SF	Black	117	110108
327	611 SF	Coffee	118	
328	612 SF	Ivory	117	75713
329	613 SF	Rusty	117	
330	614 SF	Light Grey	118	75731
331	616 SF	Super White	117	
332	616 MT	Super White	117	
333	617 SF	Beige	118	112052
334	618 SF	Dark Grey	118	75629
335	619 SF	Flourescent Green	117	112009
336	621 SF	Tumeric Yellow	117	110202
337	622 SF	Hot Pink	117	112012
338	623 SF	Poppy	118	110131
339	624 SF	Fanta	117	110178
340	626 SF	Dream Green	117	75615
341	627 SF	Pista Green	117	112091
342	628 SF	Cyan Blue	118	
343	629 SF	Chocolate	118	
344	630 SF	Satin Blue	118	
345	631 SF	Slate Grey	118	75734
346	632 SF	Maroon	118	75619
347	633 SF	Middle Green	117	110118
348	635 SF	Off White	117	110140
349	635 MT	Off White	117	110140
350	636 SF	Salmon	117	75623
351	638 SF	Frosty White	117	75701
352	638 MT	Frosty White	117	75701
353	644 SF	Snow White	117	75729
354	644 MT	Snow White	117	75729



**ADVANCE DECORATIVE LAMINATES**  
(An ISO 9001 ISO 14001 & ISO 45001 Certified Company)

Email: [info@advancelam.com](mailto:info@advancelam.com)  
[www.advancelam.com](http://www.advancelam.com)

**Tollfree 1800 103 4740**  
Mon to Sat , 10-7pm IST